

# **UTA Board of Trustees Public Hearing 2025 Tentative Budget**

October 10, 2024



# Call to Order and Opening Remarks



# Pledge of Allegiance



# Safety First Minute





# Tentative 2025 Budget

*October 10, 2024*

UTA 



UTA 

## 2025 Budget Approach

- Strong fiscal responsibility
- Align with strategic goals
- One UTA approach



## 2025 Budget Guiding Priorities

1. Critical baseline service to deliver UTA's mission
2. Essential systems to deliver the baseline service
3. Maintaining infrastructure in good condition  
(State of Good Repair (SGR) projects)
4. All other capital needs



# Budget Alignment with UTA's Strategic Plan

## Strategic Priorities:

-  **Moving Utahns to a Better Quality of Life**
-  **Exceeding Customer Expectations**
-  **Achieving Organizational Excellence**
-  **Building Community Support**
-  **Generating Critical Economic Return**

**Mission:** We Move You

**Vision:** Leading Utah's mobility solutions and improving quality of life

*Learn more at [rideuta.com/strategicplan](https://rideuta.com/strategicplan)*





## Not “Business as Usual”

- Focus on core needs and strategic priorities alignment
- Review contracts to ensure best value
- Correctly phase multi-year projects
- Provide clear justifications for all expenses
- Identify cost-saving opportunities



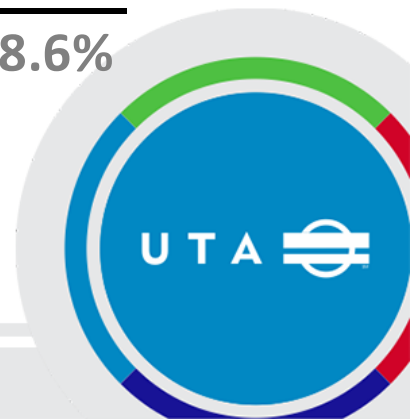
# 2025 Tentative Budget Overview

	FY 2024 Budget	FY 2025 Budget	Change	% Change
Operations	\$425,511,000	\$461,941,000	\$36,430,000	8.6%
Capital	264,540,000	330,231,000	65,691,000	24.8%
<b>TOTAL</b>	<b>\$690,051,000</b>	<b>\$792,172,000</b>	<b>\$102,121,000</b>	<b>14.8%</b>



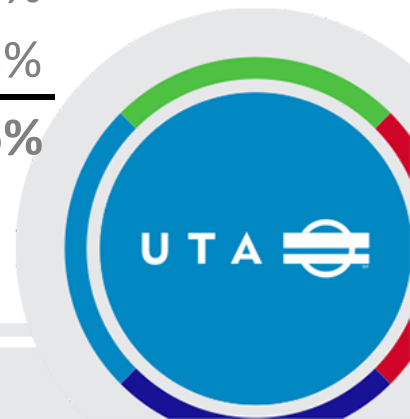
# 2025 UTA Operating Budget Expenses by Category

Category	FY 2024	FY 2025	Change	% Change
	Adj. Budget	Budget		
Wages	\$201,903,000	\$213,920,000	\$12,017,000	6.0%
Fringe	100,604,000	109,593,000	8,989,000	8.9%
Services	45,966,000	60,479,000	14,513,000	31.6%
Fuel/Power	35,490,000	33,711,000	(1,779,000)	-5.0%
Parts	25,904,000	29,548,000	3,644,000	14.1%
Utilities	7,373,000	7,228,000	(145,000)	-2.0%
Other O&M	20,901,000	23,562,000	2,661,000	12.7%
Capitalized Costs	(12,630,000)	(16,102,000)	(3,472,000)	27.5%
<b>Total Budget</b>	<b>\$425,512,000</b>	<b>\$461,941,000</b>	<b>\$36,429,000</b>	<b>8.6%</b>



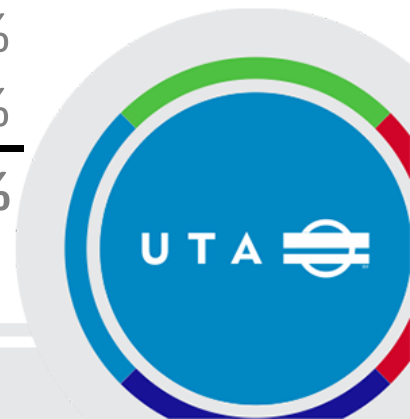
# 2025 UTA Operating Budget Expenses by Office

Office	FY 2024	FY 2025	Change	% Change
	Adj. Budget	Budget		
Board	\$3,370,000	\$3,517,000	\$147,000	4.4%
Executive Director	6,522,000	7,595,000	1,073,000	16.5%
Operations	318,942,000	343,300,000	24,358,000	7.6%
Finance	20,287,000	21,526,000	1,239,000	6.1%
Capital Services	7,543,000	8,183,000	640,000	8.5%
Planning & Engagement	23,144,000	27,397,000	4,253,000	18.4%
Enterprise Strategy	28,645,000	31,267,000	2,622,000	9.2%
People	12,098,000	13,343,000	1,245,000	10.3%
Communication	4,279,000	4,812,000	533,000	12.5%
Non-Departmental	682,000	1,000,000	318,000	46.6%
<b>Total Division</b>	<b>\$425,512,000</b>	<b>\$461,941,000</b>	<b>\$36,429,000</b>	<b>8.6%</b>



# 2025 UTA Operating Budget Expenses by Mode

Mode	FY 2024	FY 2025	Change	% Change
	Adj. Budget	Budget		
Bus	\$143,838,000	\$160,181,000	\$16,343,000	11.4%
Commuter Rail	38,015,000	37,674,000	(341,000)	-0.9%
Light Rail	64,499,000	66,925,000	2,426,000	3.8%
Paratransit	29,221,000	29,991,000	770,000	2.6%
Rideshare/Vanpool	4,012,000	3,954,000	(58,000)	-1.4%
Microtransit	12,949,000	16,811,000	3,862,000	29.8%
Operations Support	64,622,000	67,899,000	3,277,000	5.1%
Administration	54,050,000	63,214,000	9,164,000	17.0%
Planning/Capital Support	13,623,000	14,292,000	669,000	4.9%
Non-Departmental	682,000	1,000,000	318,000	46.6%
<b>Total Division</b>	<b>\$425,512,000</b>	<b>\$461,941,000</b>	<b>\$36,429,000</b>	<b>8.6%</b>

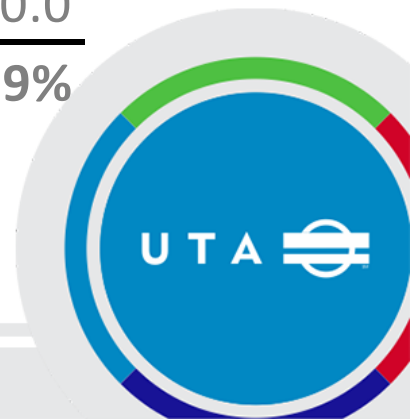


# UTA FTE Summary by Office

## 2024 Budget and 2025 Tentative Budget

UTAH TRANSIT AUTHORITY

Office	FY 2024	FY 2025	Change	% Change
	Adj. Budget	Budget		
Board	16.0	15.0	(1.0)	(0.1)
Executive Director	32.5	33.5	1.0	0.0
Operations	2,328.7	2,350.7	22.0	0.0
Finance	136.0	139.0	3.0	0.0
Capital Services	59.0	64.0	5.0	0.1
Planning & Engagement	84.2	100.6	16.3	0.2
Enterprise Strategy	125.0	131.0	6.0	0.0
Communications	17.5	17.5	-	-
People	94.0	97.0	3.0	0.0
<b>Total FTE</b>	<b>2,892.9</b>	<b>2,948.2</b>	<b>55.3</b>	<b>1.9%</b>




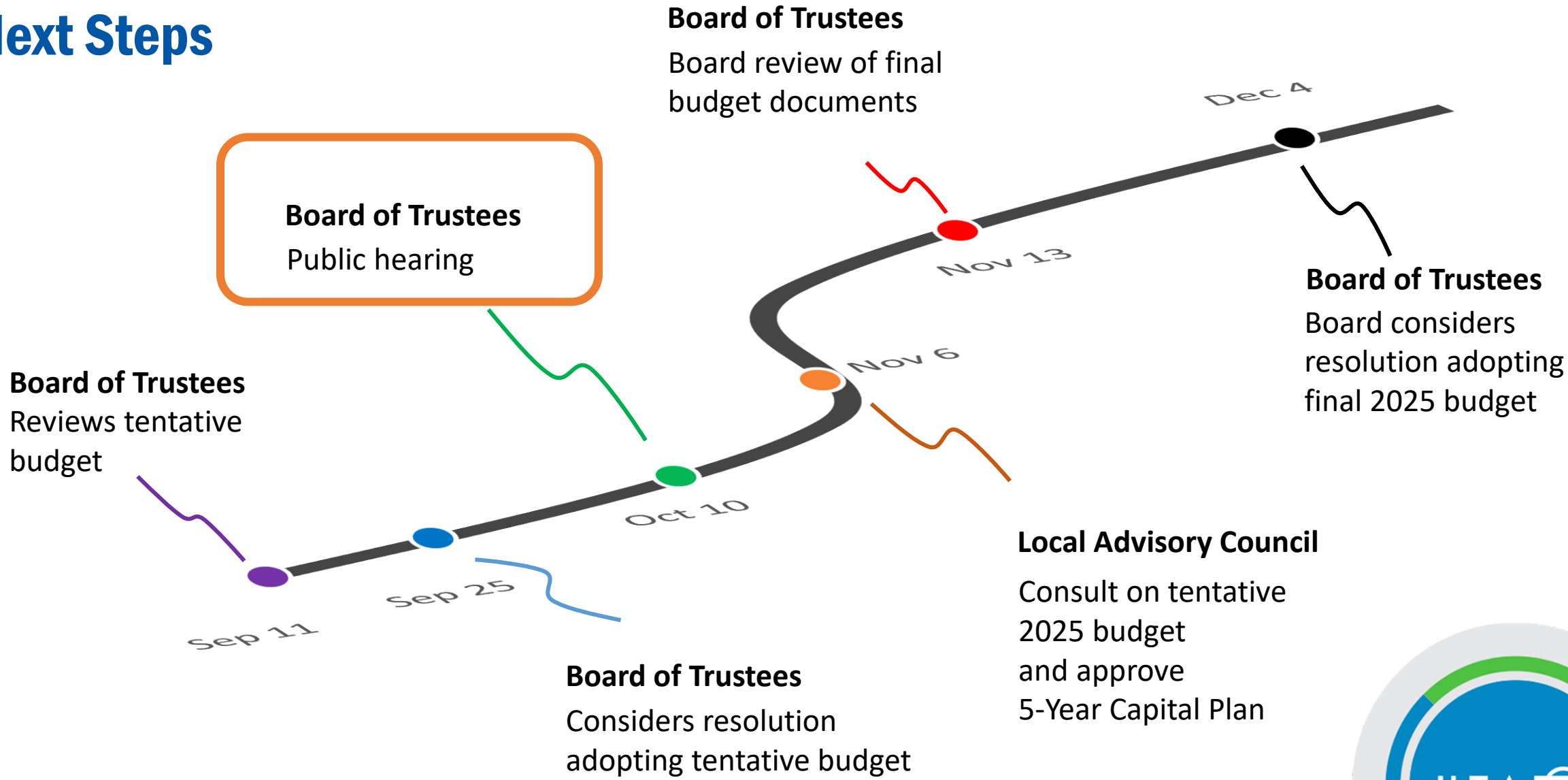
# 2025 Capital Budget Summary

UTAH TRANSIT AUTHORITY

Reporting Group	2025 Total Budget	2025 Grants	2025 State & Local	2025 UTA & Lease	2025 Bonds
5310 Projects	\$ 6,121,000	\$ 5,542,000	\$ 490,000	\$ 89,000	\$ -
Capital Projects	126,612,000	60,058,000	46,019,000	20,535,000	-
Charging Infrastructure	2,286,000	-	-	2,286,000	-
Facilities	44,566,000	12,846,000	4,100,000	22,265,000	5,355,000
Information Technology	22,975,000	2,400,000	-	20,575,000	-
Infrastructure SGR Projects	41,187,000	17,534,000	30,000	23,623,000	-
Planning	1,630,000	-	-	1,630,000	-
Property/TOC	4,213,000	540,000	-	3,673,000	-
Revenue/Service Vehicles	77,803,000	27,766,000	-	32,337,000	17,700,000
Safety and Security	2,838,000	885,000	-	1,953,000	-
<b>Grand Total</b>	<b>\$330,231,000</b>	<b>\$127,571,000</b>	<b>\$50,639,000</b>	<b>\$128,966,000</b>	<b>\$23,055,000</b>



# Next Steps





# Questions?



# Public Comment



# Submit your comments!

- Public Comment period: Currently open and will close on November 6, 2024
- [Rideuta.com/Budget](https://rideuta.com/Budget) to get involved
- Submit Comments:
  - Email: [hearingofficer@rideuta.com](mailto:hearingofficer@rideuta.com)
  - Phone: 801-743-3888
  - Mail: Utah Transit Authority, C/O Jolisha Branch, 669 W 200 S, Salt Lake City, UT 84101
  - Website: [www.Rideuta.com/Budget](https://www.Rideuta.com/Budget)
  - Comments due by 5pm on November 6, 2024
  - All comment will be reported to the Board of Trustees and included in the final Public Engagement Report



# Public Comment

- Live comments are limited to 3 minutes per commenter
- Live comments may be heard from in-person attendees as well as Zoom attendees
- For comments via Zoom, use the “raise hand” function in Zoom to indicate you would like to make a comment



# Adjourn

