

UTA 2022 Final Budget and Public Engagement Report

December 8, 2021



2022 Adopted Tentative Operating Budget Overview (dollars in thousands)


UTAH TRANSIT AUTHORITY

Amended 2021 Budget	2021 One -Time Expenses	2021 Additions		2022 Adjustments		2022 Budget		
		Staffing	Service	Wage and Fringe	Other	2022 Base	2022 Additions	2022 Budget Request
\$ 326,512	\$ (6,748)	\$ 1,247	\$ 3,911	\$ 9,369	\$ 3,471	\$337,763	\$ 18,323	\$356,086

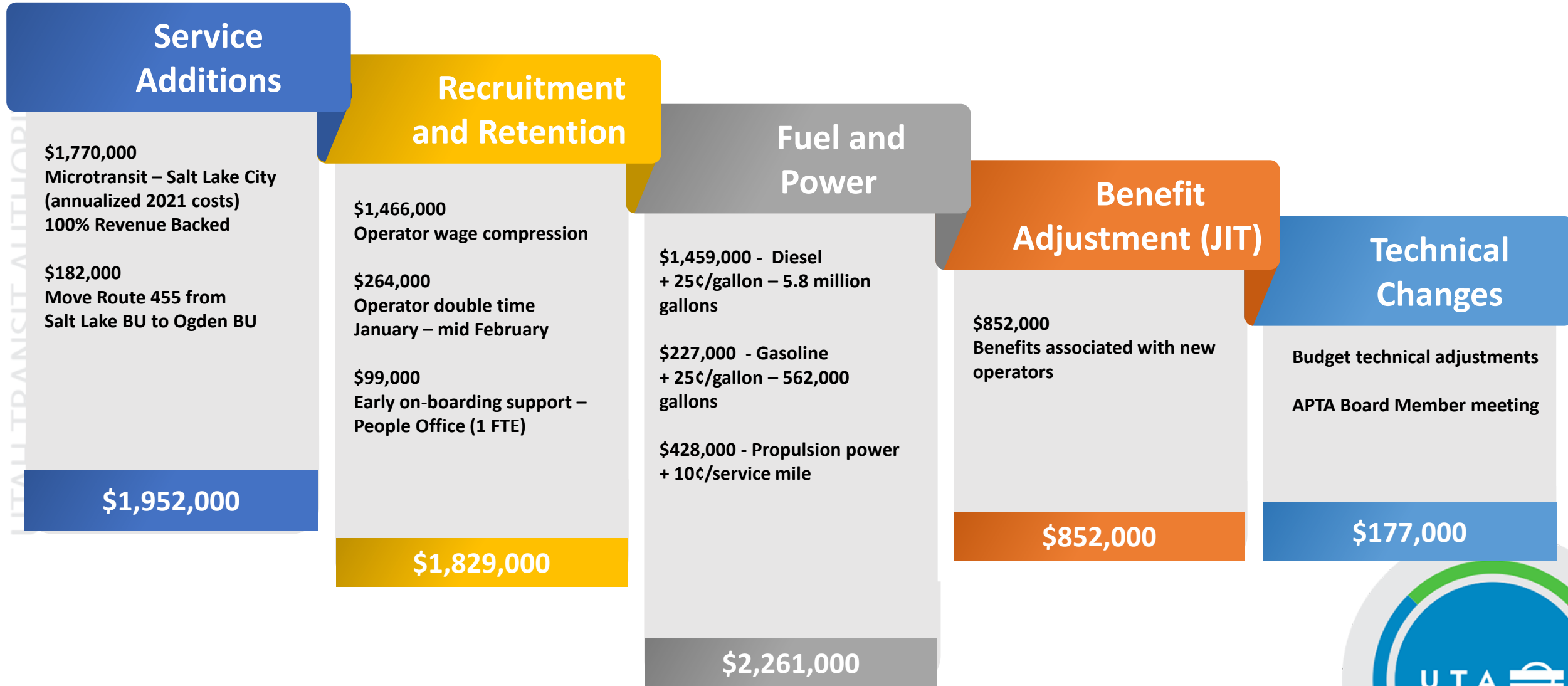
2022 Additions

Restore Service

Service Changes	\$ 6,915
Support Costs	656
Rail Apprenticeship Program	5,100
Recruitment and Retention	1,624
Information Technology	1,308
Other Management and Support	1,220
Operating Contingency	<u>1,500</u>
Total	\$18,323



Proposed Changes to the Adopted 2022 Tentative Budget - \$7,071,000



Final 2022 Operating Budget

<u>Revenue</u>		<u>2022 Final Budget</u>
1	Sales Tax	\$ 435,700,000
2	Federal Preventive Maintenance	59,500,000
3	Passenger Revenue	34,200,000
4	Advertising	1,377,000
5	Investment Income	5,160,000
6	Other Revenues	15,121,000
7	Stimulus Funding	100,100,000
8	Total Revenue	\$ 651,158,000

<u>Operating Expense</u>		<u>FTE</u>
9	Board of Trustees	\$ 2,702,000 13.4
10	Executive Director	8,490,000 41.5
11	Operations	275,648,000 2,286.2
12	Finance	14,646,000 113.5
13	Service Development	7,783,000 56.0
14	Planning & Engagement	14,884,000 73.2
15	Enterprise Strategy	22,525,000 115.0
16	People	15,479,000 84.0
17	Non-Departmental	1,000,000
18	Total Operations	363,157,000 2,782.8
19	Debt Service	148,211,000
20	Contribution to Reserves	15,904,000
21	Contribution to Capital Budget	123,886,000
22	Total Final 2022 Operating Expense	\$ 651,158,000



Final 2022 Capital Program

<u>Funding Sources</u>		2022 Final Budget
25	UTA Current Year Funding	\$ 123,886,000
26	Grants	44,291,000
27	Local Partner Contributions	10,603,000
28	State Contribution	33,446,000
29	Leasing	15,832,000
30	Total Funding Sources	228,058,000

<u>Expense</u>		
31	State of Good Repair	71,338,000
32	Depot District	32,562,000
33	Ogden/Weber BRT	25,465,000
34	Front Runner Forward	15,000,000
35	Mid Valley Connector	10,000,000
36	TIGER Program of Projects	8,206,000
37	Other Capital Projects	65,487,000
38	Total Expense	\$ 228,058,000




2021-2026

Sources and Uses Final


		Forecast	Forecast	Forecast	Forecast	Forecast	Forecast
	Sources	2021	2022	2023	2024	2025	2026
A	Beginning Balance	\$ 333.1	\$ 524.5	\$ 540.5	\$ 474.4	\$ 425.5	\$ 389.8
	Sales Tax	\$ 410.6	\$ 435.7	\$ 454.8	\$ 472.2	\$ 489.3	\$ 506.3
	PM Funds (FTA)	29.8	59.5	73.9	74.6	75.4	76.1
	Stimulus Funds	192.8	100.1	-	-	-	-
	Passenger Revenue	32.0	34.2	39.9	45.2	51.5	54.1
	Capital Sources	151.4	104.2	260.7	191.0	176.3	98.6
	Other Sources	17.8	21.6	22.7	22.9	22.0	26.9
B	Total Sources	\$ 834.3	\$ 755.4	\$ 852.0	\$ 805.9	\$ 814.4	\$ 762.0
	Uses						
	Operating Expense	\$ 322.3	\$ 363.1	\$ 399.4	\$ 417.4	\$ 435.9	\$ 455.1
	Capital Expense	174.9	228.1	360.3	270.3	238.7	147.8
	Debt Service	145.6	148.2	158.4	167.0	175.6	181.8
C	Total Uses	\$ 642.9	\$ 739.4	\$ 918.2	\$ 854.7	\$ 850.2	\$ 784.7
D	Net Change	\$ 191.4	\$ 16.0	\$ (66.1)	\$ (48.8)	\$ (35.8)	\$ (22.6)
E	Ending Balance	\$ 524.5	\$ 540.5	\$ 474.4	\$ 425.5	\$ 389.8	\$ 367.1
F	Reserves	151.1	165.6	179.2	189.5	200.4	212.0
G	Unrestricted Fund Balance	\$ 373.4	\$ 374.9	\$ 295.2	\$ 236.1	\$ 189.3	\$ 155.1

E = A + B - C

G = E - F



Questions?



Outreach & Information-sharing

Public Hearing Notice	October 27	7 days prior to public hearing, the public hearing notice was published.
Stakeholder Communications	Prior to November 4	Notification of the 2022 Tentative Budget and feedback opportunity was sent electronically to all cities within UTA service area, as per statute.
Public Hearing & Open House	November 4	An open house and hybrid public hearing were held during special Board meeting on 11/4. Public comment was accepted at this meeting. Open House, 3-3:30pm; Public Hearing, 3:30pm.
Public Comment Period	November 4 - December 4	A 30-day public comment period followed the official public hearing.
Online Engagement	November 4 - December 4	Budget information was shared online and community and stakeholder feedback on the proposal was collected.
Social Media	November 4 – December 4	Information about feedback opportunities was shared with the public on UTA's social media platforms.



Feedback Received

- Stakeholders
 - 6 signature sheets returned
 - 3 comments/questions
- Public
 - 5 comments
 - Email, OpenUTA, Public Hearing
- Public Hearing
 - 2 public attendees



Comment Summary

- Bus service extended and increased (proportional to bus revenue)
 - Canyon bus service for non-ski uses, including employment
- Need for lower emission/less-polluting vehicles, electric buses
 - Need for bus noise mitigation (electric vehicles may be quieter)
- UTA should demonstrate use of federal stimulus funds
- Decrease/eliminate fares
- Mask mandate/enforcement
- Improve ADA amenities & accessibility (buses should pull to curb)
- TOD feedback on renting properties vs. joint development
- Opposition to Depot District
- Opposition to advertisements placed on windows
- Service comments – increased service on FrontRunner, FrontRunner extension, 5600 West project
- Request for bus stop & crosswalk improvements

