

UTA Board of Trustees Meeting

April 8, 2026

To view the meeting remotely, you may join through the UTA Public Meeting Portal or Zoom.

To view the meeting through the Public Meeting Portal: <https://rideuta.legistar.com/Calendar.aspx>

To view the meeting live on Zoom, register at:

https://bit.ly/UTA_BOT_04-08-26






UTA Board of Trustees Meeting

April 08, 2026


CALL TO ORDER AND OPENING REMARKS



PLEDGE OF ALLEGIANCE



SAFETY FIRST MINUTE



PUBLIC COMMENT


- Live comments are limited to 3 minutes per commenter
- One person's time may not be used to extend another person's time
- Live comments may be heard from in-person attendees as well as Zoom attendees
- For comments via Zoom, use the “raise hand” function in Zoom to indicate you would like to make a comment
- Public comment was solicited prior to the meeting through alternate means, including email, telephone, and the UTA website
- Any comments received through alternate means were distributed to the body for review in advance of the meeting

PUBLIC COMMENT



- Please state your name for the record
 - Limit comments to 3 minutes

CONSENT



Consent Agenda



a. Approval of the March 25, 2026, Board of Trustees Meeting Minutes

Recommended Action (by acclamation)

Motion to approve the consent agenda.




REPORTS



Executive Director Report: Olympic Transportation Working Group



Strategic Plan Minute: Organizational Excellence – Trapeze Update





Achieving Organizational Excellence



Strategic Initiative: Trapeze Go-Live

Highlights:




- Enterprise Asset Management (EAM) Rolling Stock Go-Live
- EAM Rolling Stock system stabilization
- EAM Facilities reboot
- Workforce Management (WM) Phase 2 Non-Operating Bargaining Employees -Kickoff

Pension Committee Report



Financial Report – Preliminary February 2026



Utah Transit Authority

Preliminary Board Dashboard: Feb 28, 2026

Financial Metrics	Feb Actual	Feb Budget	Fav / (Unfav)	%	YTD Actual	YTD Budget	Fav / (Unfav)	%
Sales Tax (Jan '26 mm \$)	\$ 36.0	\$ 37.2	\$ (1.2)	● -3.2%	\$ 36.0	\$ 37.2	\$ (1.2)	● -3.2%
Fare Revenue (mm)	\$ 3.1	\$ 3.2	\$ (0.2)	● -4.8%	\$ 6.4	\$ 6.4	\$ (0.0)	● -0.4%
Operating Exp (mm)	\$ 35.1	\$ 39.6	\$ 4.5	● 11.3%	\$ 73.7	\$ 79.6	\$ 5.9	● 7.4%
Subsidy Per Rider (SPR)	\$ 9.90	\$ 10.65	\$ 0.75	● 7.0%	\$ 10.20	\$ 10.65	\$ 0.45	● 4.2%
UTA Diesel Price (\$/gal)	\$ 2.53	\$ 3.45	\$ 0.92	● 26.8%	\$ 2.36	\$ 3.45	\$ 1.09	● 31.6%
Operating Metrics	Feb Actual	Feb-25	F / (UF)	%	YTD Actual	YTD 2025	F / (UF)	%
Ridership (mm)	3.24	3.27	(0.03)	● -0.9%	6.60	6.70	(0.10)	● -1.6%
Energy Cost by Type (Monthly Avg YTD)								
	Diesel Bus (Cost per Mile)				\$ 0.42	Data Pending (2025 = \$0.60), using Jan cost only Data Pending (2025 = \$0.93), Jan = \$0, Feb = \$0.88		
	Diesel CR (Cost per Mile)				\$ 3.61			
	Unleaded Gas (Cost per Mile)				\$ 0.28			
	CNG (Cost per Mile)				\$ 0.28			
	Bus Propulsion Power (Cost per Mile)				\$ 0.54			
	TRAX Propulsion Power (Cost per Mile)				\$ 0.88			

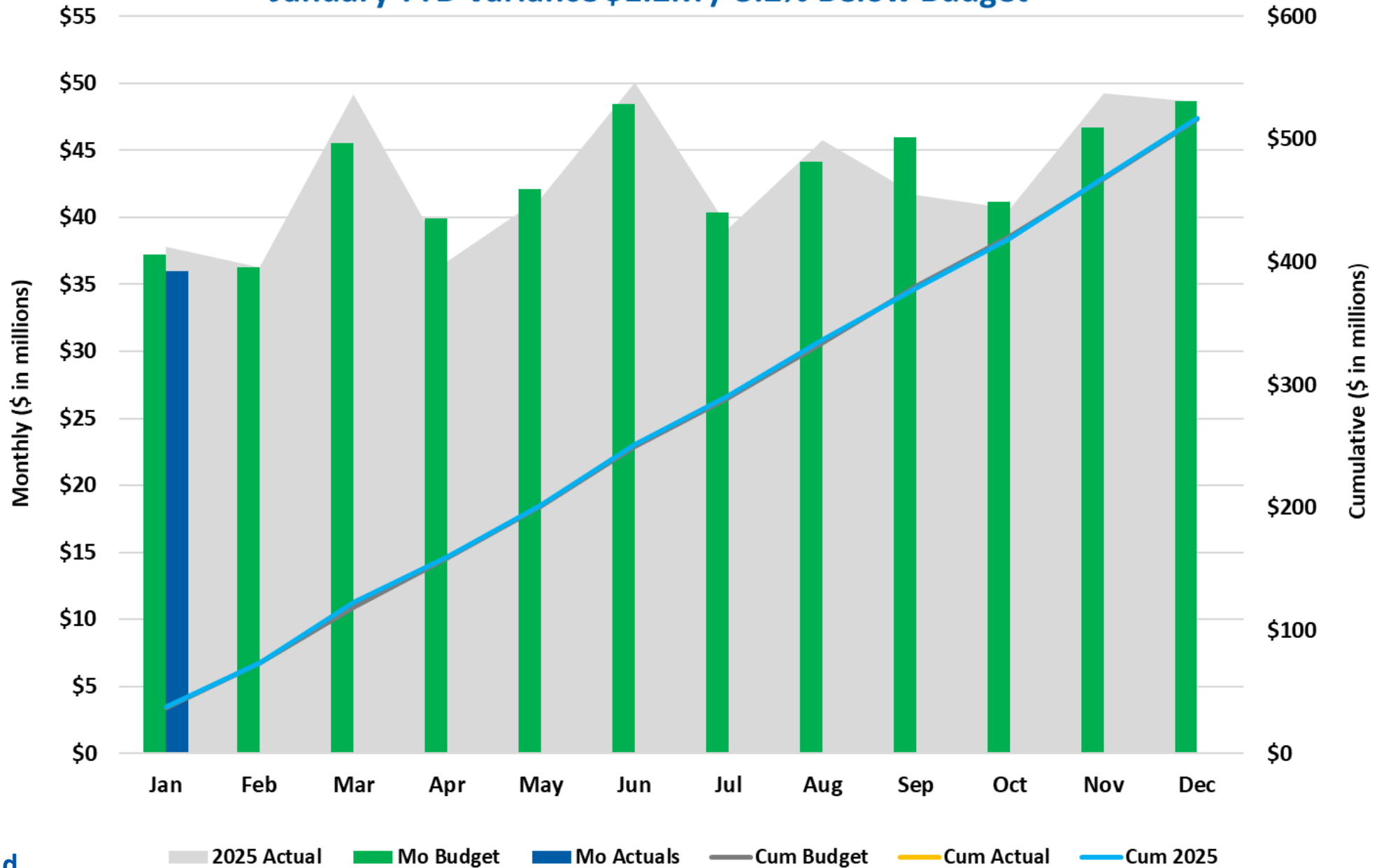
"Sales Tax" lists the amount of sales tax revenue received for the month listed in bold. All other data reflects the month listed in the table title.

Energy Costs are lacking invoices so amounts appear low through Feb 2026.

Agenda Item 6. d.

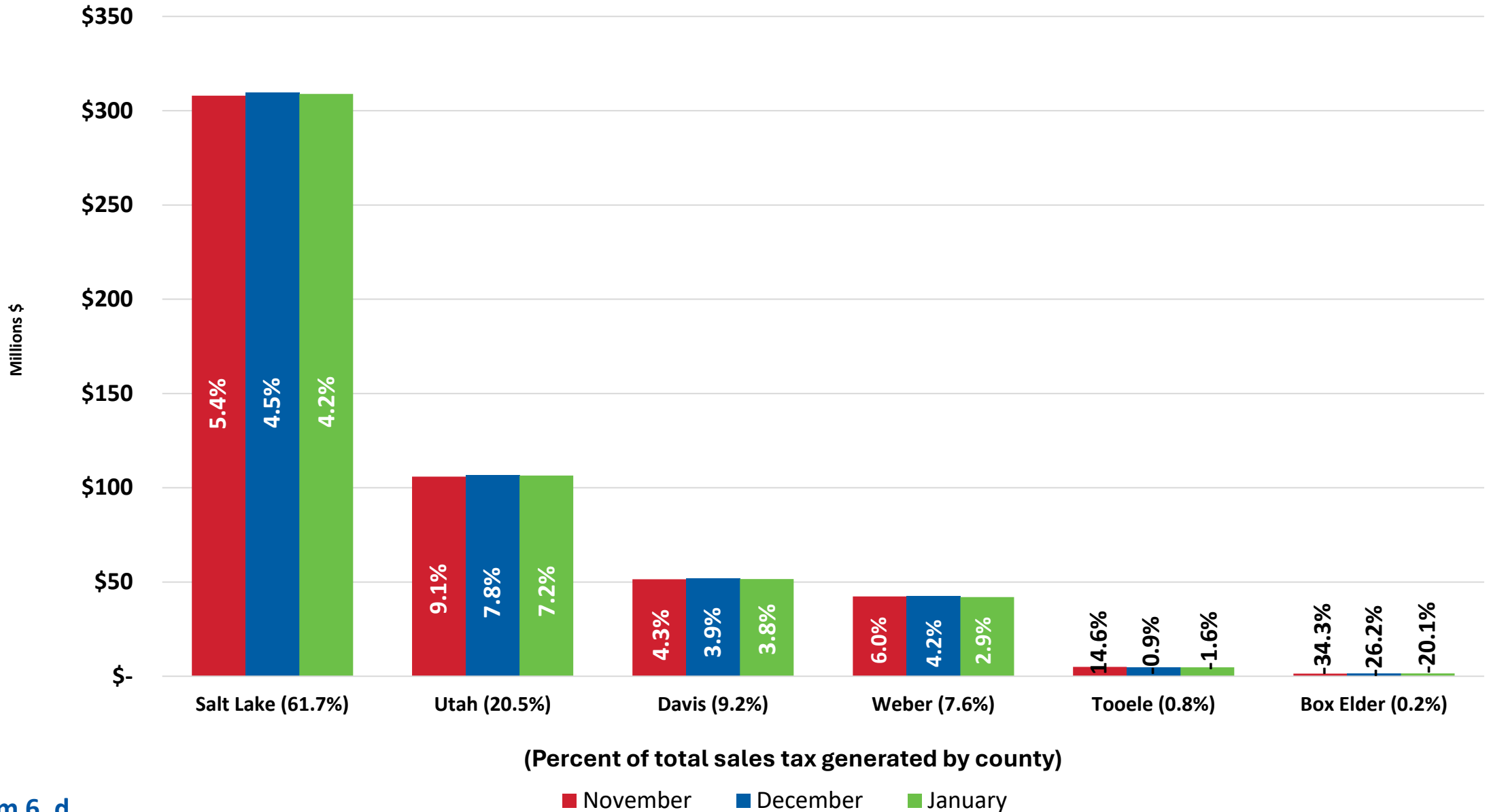
2026 Sales Tax

January YTD Variance \$1.2M / 3.2% Below Budget



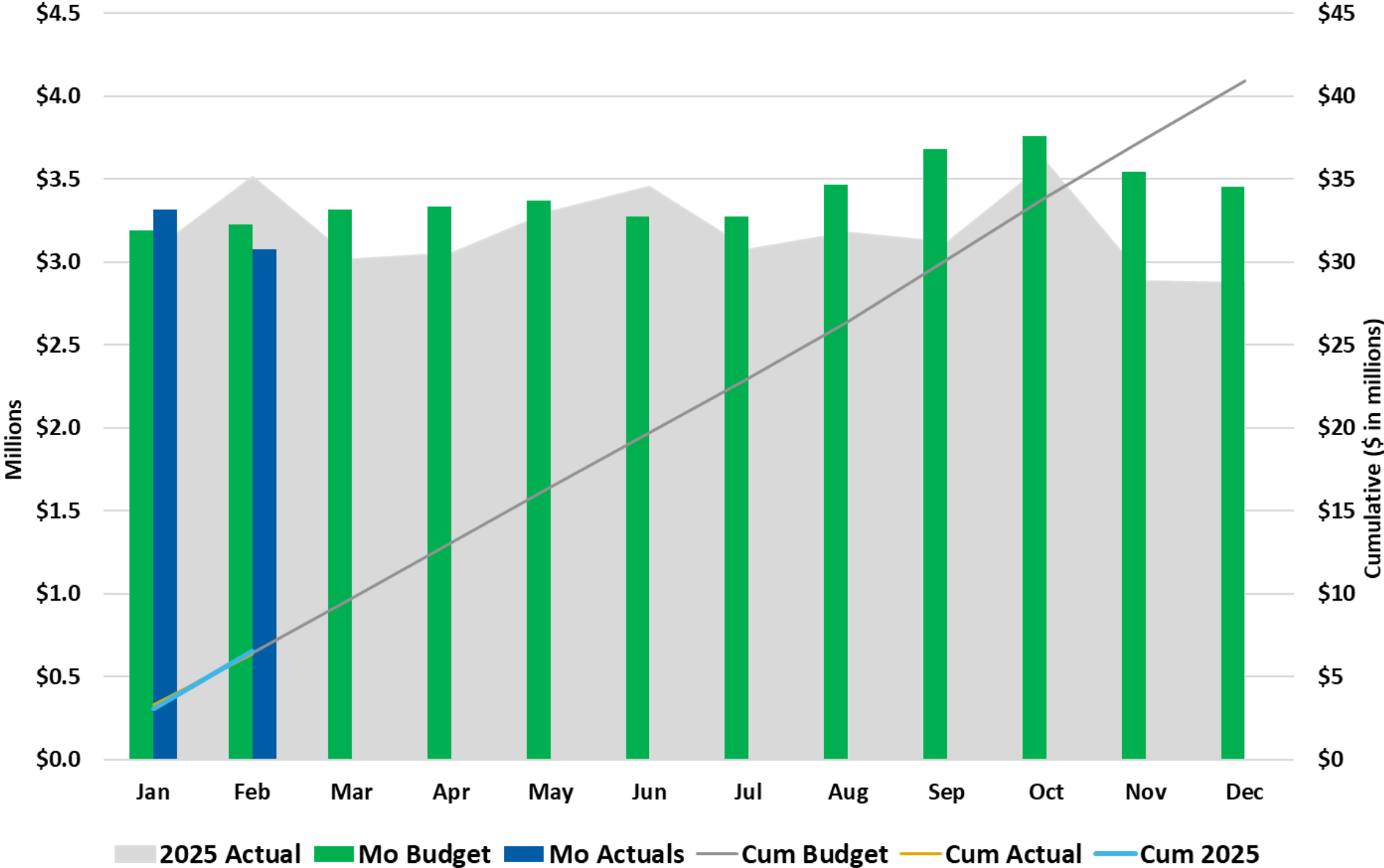
Sales Tax Collections

Percentage Change by month ended Jan 31, 2026 (12 month moving avg)




2026 Passenger Revenue

February YTD \$25.8K / 0.4% < Budget



FTE Report Feb 2026

		Feb-26 Budget vs. Actual			Vacancy Rate		
		Budget	Actual	Variance	Vacancy Rate	Prior Month	Start of Year
Administrative FTE							
Admin Depts	690.9	647.0	43.9	6.3%	3.8%	3.8%	9.1%
Operating Depts	384.0	347.0	37.0	9.6%	14.8%	14.8%	8.0%
Subtotal	1,074.9	994.0	80.9	7.5%	7.8%	7.8%	8.7%
Interns	9.0	6.0	3.0	33.3%	33.3%	33.3%	61.1%
Admin FTE Total	1,083.9	1,000.0	83.9	7.7%	7.9%	7.9%	9.1%

		Vacancy			Prior Month	Start of Year	Prior Year
Bargaining Unit FTE	Budget	Actual	Variance	Rate			
Admin Depts	3.0	2.0	1.0	33.3%	33.3%	33.3%	1.3%
<i>Operating Modes</i>							
Bus	1157.0	1,131.0	26.0	2.2%	2.0%	2.0%	-5.6%
Light Rail	307.0	298.0	9.0	2.9%	2.3%	2.3%	3.5%
Commuter Rail	112.0	108.0	4.0	3.6%	4.9%	4.9%	-2.8%
Riverside	169.0	162.0	7.0	4.1%	4.1%	4.1%	1.6%
Asset Mgt	191.0	174.0	17.0	8.9%	8.9%	8.9%	7.9%
Subtotal	1,939.0	1,875.0	64.0	3.3%	3.1%	3.1%	-2.0%
Bus Trainees	35.8	40.0	-4.2	-11.6%	-20.0%	-20.0%	80.4%
Light Rail Trainees	0.0	17.0	-17.0	0.0%	0.0%	0.0%	12.5%
Commuter Rail Trainees	0.0	7.0	-7.0	0.0%	0.0%	0.0%	100.0%
Trainees Subtotal	35.8	64.0	-28.2	-78.6%	-61.8%	-61.8%	69.4%
Barg Unit FTE Total	1,974.8	1,939.0	35.8	1.8%	2.0%	2.0%	-0.3%

Admin + Bargaining Unit	3,013.9	2,869.0	144.9	4.8%	4.8%	4.8%	1.9%
Interns & Trainees	44.8	70.0	-25.2	-56.1%	-45.0%	-45.0%	68.1%
Total FTE	3,058.7	2,939.0	119.7	3.9%	4.1%	4.1%	3.1%

Budget was updated to TBA Budget in February causing a slight change compared to January's budget



Preliminary Feb 2026 YTD Financial Results



OPERATING FINANCIALS

Feb 2026 YTD

FISCAL YEAR 2026 Dollars In Millions	YEAR-TO-DATE RESULTS					
	Prior Year Actual	Current Year				
		Actual	Budget	Variance		
Revenue						
Sales Tax (Feb accrual)	\$ 72.4	\$ 73.5	\$ 73.5	\$ -	0.0%	
Fares	6.6	6.4	6.4	(0.0)	-0.4%	
Federal	7.0	82.0	70.5	11.5	16.4%	
Other *	5.2	3.1	5.2	(2.1)	-40.7%	
TOTAL REVENUE	\$ 91.2	\$ 165.0	\$ 155.6	\$ 9.4	6.0%	
Expense						
Salary/Wages	\$ 32.8	\$ 33.5	\$ 35.6	\$ 2.1	5.8%	
Overtime	2.6	3.1	2.1	(1.0)	-49.2%	
Fringe Benefits	17.8	18.3	19.4	1.1	5.5%	
Total Compensation	\$ 53.1	\$ 54.9	\$ 57.0	\$ 2.1	3.7%	
Services	5.5	7.6	9.5	1.9	19.9%	
Parts	4.8	4.7	4.3	(0.3)	-7.9%	
Fuel	4.9	4.0	6.1	2.1	34.4%	
Utilities	1.3	1.5	1.2	(0.2)	-19.7%	
Other	2.4	2.2	4.2	2.0	47.2%	
Capitalized Cost	(1.1)	(1.2)	(2.8)	(1.6)	58.1%	
TOTAL EXPENSE	\$ 70.9	\$ 73.7	\$ 79.6	\$ 5.9	7.4%	
Debt Service	9.8	14.9	15.0	0.1	0.4%	
Contrib. Capital/Reserves	\$ 10.8	\$ 76.3	\$ 61.1	\$ 15.3	25.0%	

*Does not include Sale of Assets (\$80.1K favorable) or Non-Cash items

Favorable/(Unfavorable)



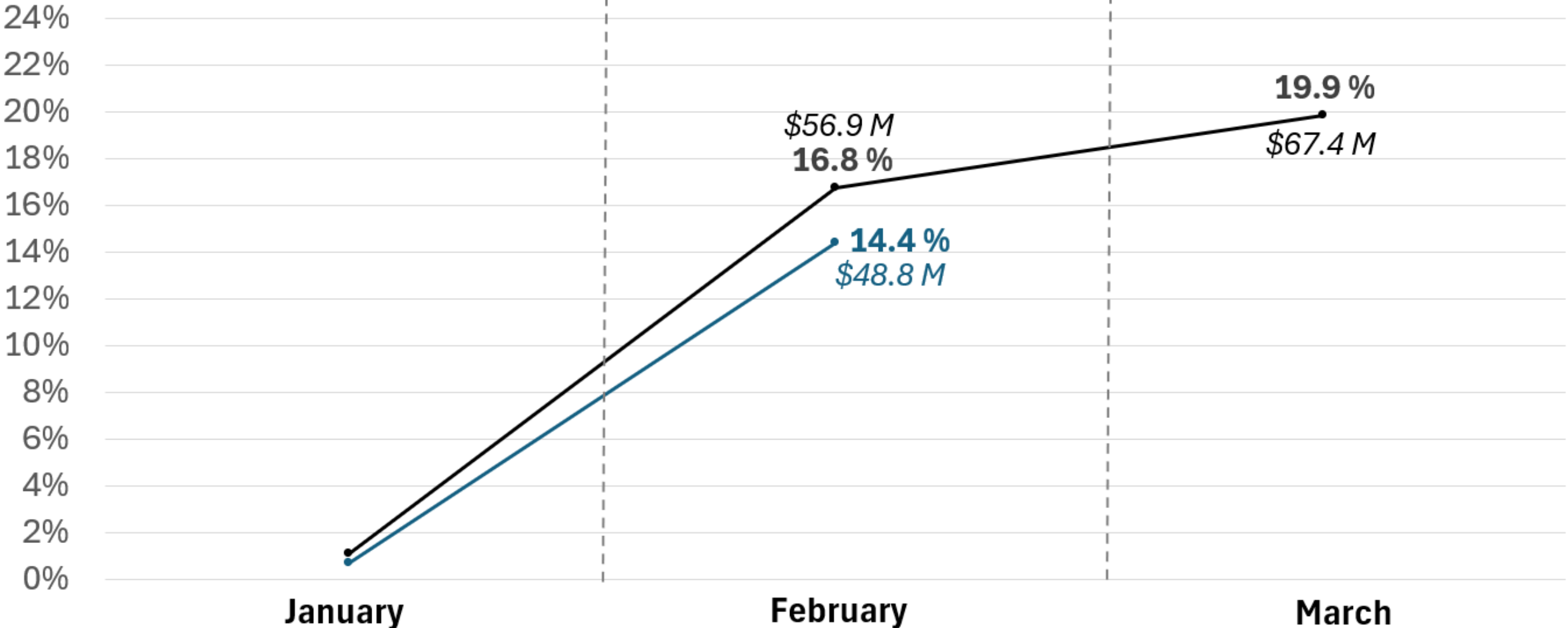
Preliminary February 2026 Capital Expenses

FISCAL YEAR 2026 000's									2026 FY Budget	% of 2026 Budget
	February 2026				2026 Year-to-Date					
	Actual	Forecast	Variance	%	Actual	Budget	Variance	%		
Capital Expense										
Executive Director	\$ 16.0	\$ 40.7	\$ 24.7	● 60.7%	\$ 46.7	\$ 74.3	\$ 27.5	● 37.1%	\$ 1,485.0	3.1%
Planning & Engagement	6.4	61.5	\$ 55.0	● 89.5%	22.2	81.8	\$ 59.5	● 72.8%	2,244.0	1.0%
People	-	1.4	\$ 1.4	● 100.0%	-	1.8	\$ 1.8	● 100.0%	50.0	0.0%
Operations	55.0	245.8	\$ 190.9	● 77.6%	55.9	327.0	\$ 271.1	● 82.9%	8,974.0	0.6%
Finance	147.8	894.2	\$ 746.4	● 83.5%	200.0	1,189.5	\$ 989.4	● 83.2%	32,646.0	0.6%
Enterprise Strategy	13.9	467.0	\$ 453.1	● 97.0%	686.8	1,177.4	\$ 490.6	● 41.7%	17,051.0	4.0%
Capital Service	46,295.4	51,587.4	\$ 5,292.0	● 10.3%	47,822.9	54,090.5	\$ 6,267.6	● 11.6%	276,763.0	17.3%
TOTAL EXPENSE	\$ 46,534.5	\$ 53,298.0	\$ 6,763.4	● 12.7%	\$ 48,834.6	\$ 56,942.2	\$ 8,107.7	● 14.2%	\$ 339,213.0	14.4%



Preliminary Actual versus Forecast Spend YTD Capital Expenses

— Forecasted Spend — Actual Expenses



Preliminary February 2026 YTD Capital Sources (000's)

Capital Sources (000's)	Federal		State	Local	UTA		Total
	Grants	Leasing	Funding	Funding	Bonding	UTA Funding	
Year-to-Date Usage	\$ 28,404	\$ -	\$ 545	\$ 20	\$ -	\$ 19,866	\$ 48,835
2026 Budget	\$ 111,703	\$ 36,714	\$ 45,672	\$ 13,478	\$ 47,285	\$ 84,361	\$ 339,213
% of Budget	25.4%	0.0%	1.2%	0.1%	0.0%	23.5%	14.4%



Additional Metrics

Accounting: Accounts Payable Days & Month End

Supply Chain: Contracts & Open Requisitions

Fares: Farebox Recovery & Subsidy Per Rider



February 2026

Accounting Metrics:

- Avg Days Payable – Feb. '26 YTD: 27 Days Actual vs 30 Days Goal
- Days to Close: 12 Days. At Goal

Procurement Contractor Progress:

- Feb Completed Contracts/PO's: 12 (2 consultants previously, now only 1)
- Completed Since Implementation (16 months): 272
- Average Days Requisitions Open: 79 Days Feb. '26 vs 69 Days Jan. '26


Fare Metrics:

- Farebox Recovery: Feb. '26 YTD 8.7% vs Feb. '25 YTD 9.4%
- Subsidy Per Rider: Feb. '26 YTD \$10.20 vs Feb. '25 YTD \$9.41

Questions?



RESOLUTIONS



R2026-04-01 - Resolution Adopting Revised Board Policy 1.2 Ethics



Revised Board Policy 1.2 Ethics

Proposed Updates Include:

- **Incorporates Authority Officers**
- **Ethics Committee**
- **Clarifying Timeframes**
- **Updated Language**

**Presented to the Board for feedback on March
25, 2026**

Questions?



Recommended Action (by roll call)

Motion to approve Resolution R2026-04-01
Resolution Adopting Revised Board Policy 1.2 Ethics, as presented.



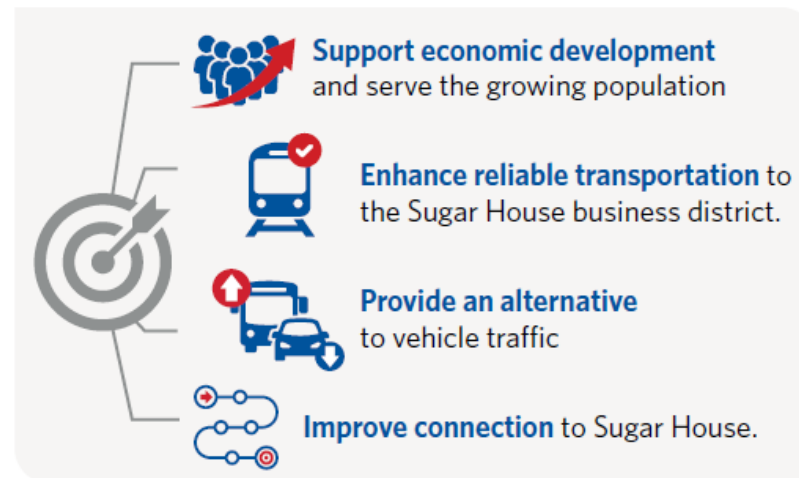
R2026-04-02 - Authorizing Execution of an Interlocal Cooperation Agreement with Salt Lake City Corporation and the Salt Lake City Community Reinvestment Agency for the S-Line Extension



S-Line Extension Project Overview

- UTA, in collaboration with Salt Lake City, is extending the S-Line from the end of the line at Fairmont Station to the heart of the Sugar House business district at Highland Drive
- This has been awarded state funds, including a legislative appropriation and TTIF funding

GOALS



S-Line Extension Map



S-Line Extension ILA

- This Interlocal Cooperation Agreement includes the terms and conditions for the implementation of the S-Line Extension project
- The agreement addresses the alignment and use of Salt Lake City Streets for the project
- It also identifies the terms for the operations and maintenance of the S-Line Extension project

S-Line Extension Funding

- Total Project Budget: \$43,567,129
 - One-Time State Funding (2021 HB 433): \$12,000,000
 - Transit Transportation Investment Fund (TTIF): \$18,900,000
 - Local Match: \$12,667,129
 - Salt Lake City Property Donation: \$5,140,070
 - UTA In-Kind Contribution of a Light Rail Vehicle (Rehabilitation of Vehicle 1137): \$2,530,000
 - UTA Funding: \$3,750,000
 - *Funding is included in the 2026 Approved Capital Budget (MSP259)*
 - Salt Lake City Funding: \$395,000
 - Salt Lake City Community Reinvestment Agency: \$852,059



S-Line Approvals

1. Interlocal Agreement

- Overarching agreement for the implementation and operation of the S-Line Extension

2. S-Line/CRA Funding Agreement

- Will reimburse UTA for work completed on behalf of the Salt Lake City Community Reinvestment Agency

3. Kiewit Change Order 6 – Phase 1 Deductive Budget Adjustment

- Savings identified at the completion of Phase 1

4. Kiewit Change Order 7 – Phase 2 Construction

- Contingent on approval of items 1-3

Recommended Action (by roll call)

Motion to approve Resolution R2026-04-02 Authorizing Execution of an Interlocal Cooperation Agreement with Salt Lake City Corporation and the Salt Lake City Community Reinvestment Agency for the S-Line Extension, as presented.



CONTRACTS, DISBURSEMENTS, AND GRANTS



Revenue Contract: S-Line Funding Agreement (Salt Lake City Community Reinvestment Agency)

Recommended Action (by acclamation)

Motion to approve the revenue agreement with the Salt Lake City Community Reinvestment Agency for S-Line Funding, as presented.



Change Order: S-Line Extension Change Order 6 - Phase 1 Deductive Budget Adjustment (Kiewit West Infrastructure Co.)

Recommended Action (by acclamation)

Motion to approve Change Order 6 with Kiewit West Infrastructure Co. for Phase 1 Deductive Budget Adjustment, as presented.



Change Order: S-Line Extension Change Order 7 - Phase 2 Construction Services (Kiewit West Infrastructure Co.)

Recommended Action (by acclamation)

Motion to approve Change Order 7 with Kiewit West Infrastructure Co. for Phase 2 Construction Services, as presented.



Revenue Contract: Ratification of Master Transit Agreement and Service Order 1 Between Utah Transit Authority and Utah County for Operation of Enhanced Transit Service in Utah County

Recommended Action (by acclamation)

Motion to ratify the Master Transit Agreement and Service Order 1 with Utah County for Operation of Enhanced Transit Service in Utah County, as presented.



Contract: Lawn Care and Landscape Maintenance (Roth Landscape Services, LLC)

Recommended Action (by acclamation)

Motion to approve the contract with Roth Landscape Services, LLC for Lawn Care and Landscape Maintenance, as presented.



Contract: Lawn Care and Landscape Maintenance (Yard Masters Inc.)

Recommended Action (by acclamation)

Motion to approve the contract with Yard Masters Inc. for Lawn Care and Landscape Maintenance, as presented.



Change Order: Program Management Services Change Order No. 4 - Contract Extension and Budget Adjustment (HNTB Corporation)

Recommended Action (by acclamation)

Motion to approve Change Order 4 with HNTB Corporation for Program Management Services Contract Extension and Budget Adjustment, as presented.



Pre-Procurements

- Fire Alarm Systems Remediation



SERVICE AND FARE APPROVALS





Fare Agreement: Special Events and Police Service Agreement for Salt Lake City Marathon (High Altitude Special Events “HASE”)

Recommended Action (by acclamation)


Motion to approve the Special Events and Police Service Agreement for the Salt Lake City Marathon with High Altitude Special Events, as presented.



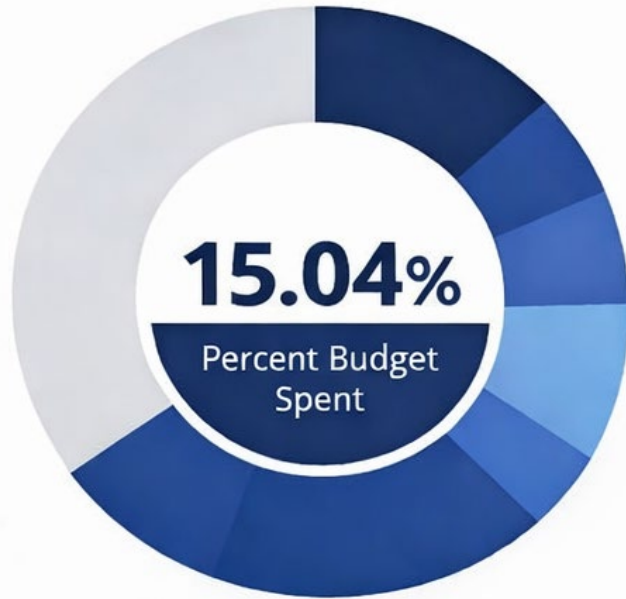
DISCUSSION ITEMS



Capital Program Report – First Quarter 2026

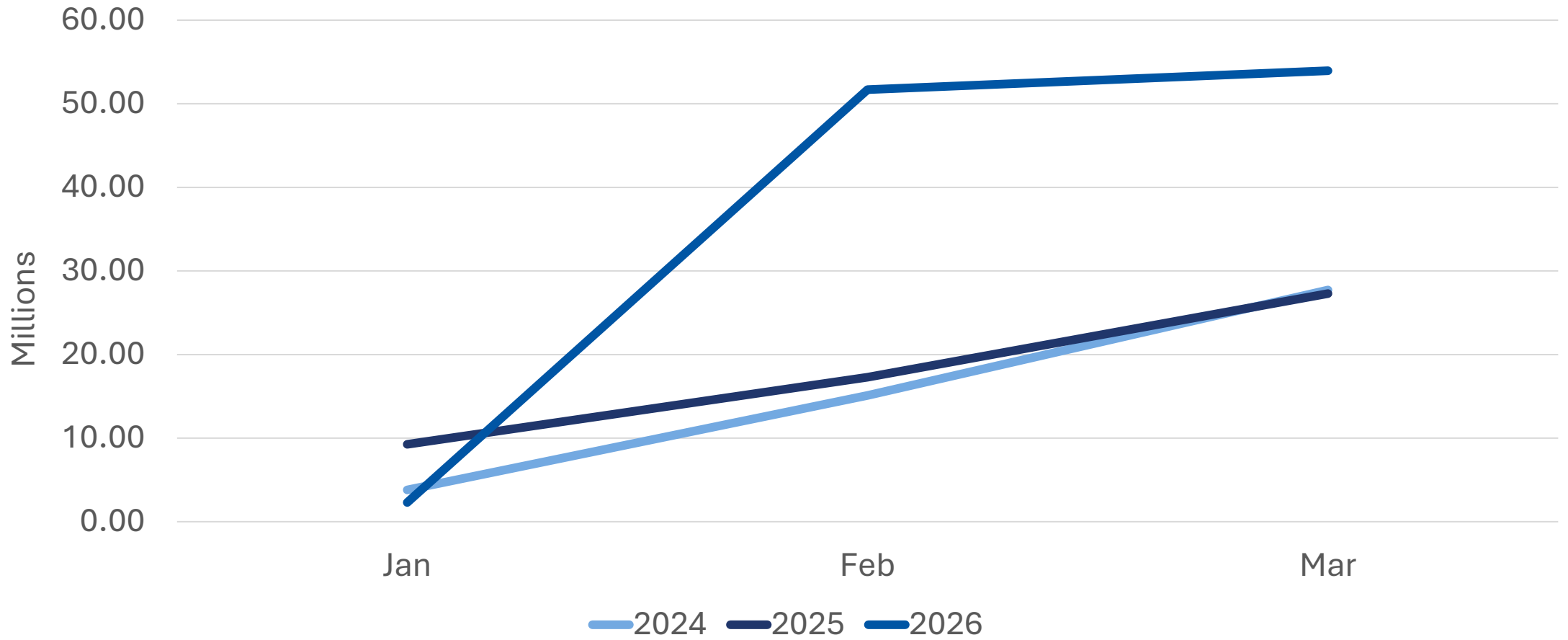


2026 Budget Overview (As of March 13th)



Category	2026 Budget	2026 YTD Costs	Percent Budget Spent
Capital Services	\$277,035,000	\$49,899,964	18.01%
Enterprise Strategy	\$17,351,000	\$703,980	4.06%
Finance	\$30,946,000	\$255,980	0.83%
Operations	\$10,102,000	\$59,453	0.59%
People	\$50,000	\$0	0%
Planning and Engagement	\$2,244,000	\$22,219	0.99%
Safety	\$1,485,000	\$89,851	6.05%
Grand Total	\$339,213,000	\$51,254,745	15.04%

2024-2026 Comparison



2026 Q1 Wins

 **Mt. Ogden Expansion**
Ready for construction

 **Jordan River 2**
MOW has moved in

 **Light Rail Vehicles**
\$ 42M Milestone Payment



Project Deliverables

Project Name / Q1 Deliverable

Status



Non-Revenue Vehicles

Procured **31 vehicles** scheduled for delivery by year-end.



On Track



Paratransit Bus Replacements

Pilot bus for the initial **26-bus** order began production.



On Track



Revenue Bus Replacement

Finalized the configuration of pre-production items for the **21 Clean Diesel buses**.



On Track



MVX Bus Rapid Transit

Completed preparations for the **April grand opening**.



On Track



5600 West Bus Route

Advertised the CNG fueling building expansion.



On Track



SD100/SD160 Light Rail Vehicle Replacement

Reached 90% of sub-suppliers under contract, triggering a **\$41,825,631 milestone payment**.



On Track

Project Deliverables

Project Name / Q1 Deliverable

Status



Light Rail Vehicle Overhaul

Conducted first article testing of the wheel press machine.



On Track



S-Line Extension

Finalized design and negotiated Phase 2 construction, supporting **project completion in 2027**.



On Track



Mt. Ogden Admin Building

Design completed, with construction **Notice to Proceed anticipated in May**.



On Track



Davis-SLC Community Connector

Complete selection of the project designer.



On Track



Rail Replacement Program

Conducting interlocking inspections. **Yellowstone Interlocking** construction in May.



On Track



Grade Crossing Replacements

Developed tasks orders for **2100 South** and **600 South Grade Crossing** replacements.



On Track

Project Deliverables

Project Name / Q1 Deliverable

Status



Train Control Rehab & Replacement

Advanced installation of **42 Gate Mechanisms** along the TRAX alignment.



On Track



Rail Switches & Trackwork

Prepared for the installation of **4 New Switch Machines** at Yellowstone interlocking.



On Track



Power Control Cabinet Replacement

Continued installing PCC cabinets, with **10 Planned** for 2026.



On Track



System Restrooms

Continued construction of the Roy, Millcreek, and **West Jordan** operator restrooms.



At Risk



Bus Stops

Advanced construction of **25 New** bus stops and **Upgrades to 119** existing bus stops.



On Track

Project Challenges

Bus Stops

- Limited bus stop funding
- Every bus stop is different



2026 Outlook

2026 Aging Exercise

Begins March 23 through April 6

2027-2031 Planning

Begins April 15 through August 5





OTHER BUSINESS

a. Next Meeting: April 22, 2026, at 9:00 a.m.



ADJOURN

