

5-Year Capital Plan 2024 through 2028

September 13, 2023



2024-2028 Capital Plan Sequence

- **9/13/2023** - High-level overview of changes coming, major projects, and office initiatives
- **10/11/2023** - Draft 5-Year Capital Plan presented to Board of Trustees for information, input, and approval to take to the Local Advisory Council
- **10/25/2023** - Tentative 2024 Operating and Capital Budget (*including first year of 5-Year Capital Plan*) presented to Board for approval
- **11/29/2023** - Draft 5-Year Capital Plan presented to the Advisory Council to approve and to recommend adoption to the Board of Trustees
- **12/06/2023** - Final 5-Year Capital Plan presented to Board of Trustees for approval
- **12/20/2023** – Final 2024 Budget (*including first year of 5-Year Capital Plan*) presented to the Board for approval and adoption



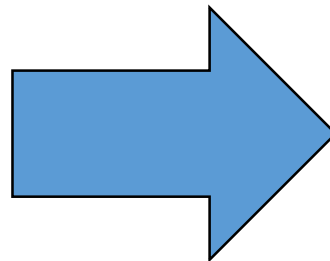
Changes in Visual

- To better align with new agency goals and objectives, budget categories will reflect Chief Office functions rather than high-level general project categories.

Benefits include:

- Promotes more streamlined reporting
- Improves transparency & accountability

Plan Categories (2023-2027 Plan)
5310 Projects
Capital Development
Capital Construction
Facilities- SGR
Information Technology
Infrastructure SGR Projects
Planning
Property/TOC
Revenue/Service Vehicles
Safety and Security



Plan Categories (2024-2028 Plan)
Capital Services
Enterprise Strategy
Executive Director (Safety)
Finance
Operations
People
Planning & Engagement



Office Initiatives



Significant Office Initiatives

- Capital Services
 - 10-Year Capital Plan
 - Facility Strategic Master Plan
 - Mid-Valley Connector
 - State of Good Repair Program
 - Being good partners for Regional Transportation Plan execution
- Enterprise Strategy
 - Operations & EAM Systems
 - State of Good Repair Program
 - Radio System Replacement



Significant Office Initiatives

- Executive Director (Primarily Safety Focused)
 - Cameras
 - Arc Flash Analysis
- Finance
 - Fares Replacement Program
 - 5310 Program Administration
- Operations
 - State of Good Repair
 - Police projects
 - Facility upgrades



Significant Office Initiatives

- People
 - New HRIS System Implementation
 - CareATC Location Buildout at Timp
 - Bus Training Simulator
- Planning and Engagement
 - Wayfinding
 - AOPP: Paratransit Forward Study
 - UTA On Demand Program
 - Bus Speed and Reliability Program




Budget Summaries



2024-2028 High-Level Overview

Row Labels	2024	2025	2026	2027	2028	Grand Total
Funded	234,950,000	325,811,000	267,009,000	201,746,000	264,975,000	1,294,491,000
Capital	184,438,000	274,672,000	231,033,000	175,250,000	236,386,000	1,101,779,000
Enterprise Strategy	7,823,000	14,323,000	6,139,000	3,308,000	2,885,000	34,478,000
Executive Director	3,095,000	2,383,000	2,372,000	2,363,000	1,229,000	11,442,000
Finance	28,535,000	19,110,000	18,780,000	16,496,000	20,466,000	103,387,000
Operations	6,504,000	10,309,000	5,830,000	3,180,000	2,860,000	28,683,000
People	1,000,000	1,570,000	1,180,000	-	-	3,750,000
Planning & Engagement	3,555,000	3,444,000	1,675,000	1,149,000	1,149,000	10,972,000
Unfunded	9,141,000	70,400,000	145,814,000	110,992,000	20,450,000	356,797,000
Capital	5,500,000	67,989,000	145,644,000	110,992,000	20,450,000	350,575,000
Planning & Engagement	3,641,000	2,411,000	170,000	-	-	6,222,000
Grand Total	244,091,000	396,211,000	412,823,000	312,738,000	285,425,000	1,651,288,000

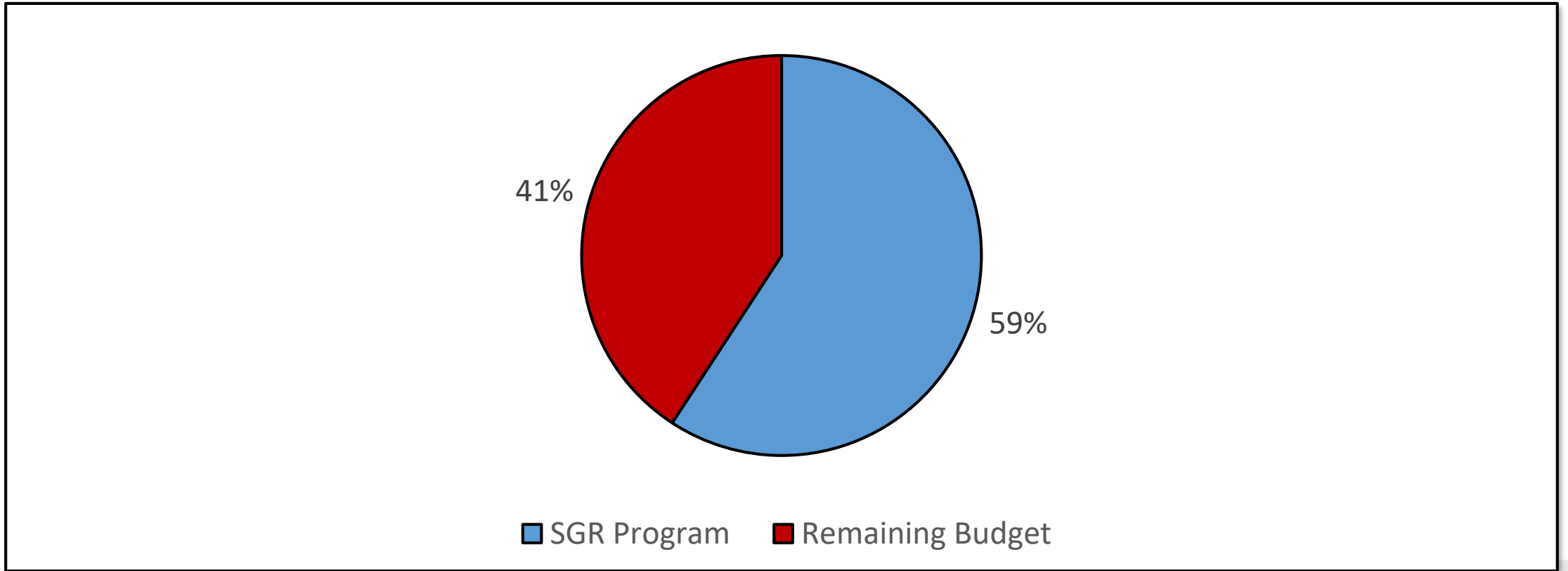


Budget Breakdown 2024-2028 Capital Plan

Office	Percentage
Capital Services	86.5%
Enterprise Strategy	2.1%
Executive Director (Safety)	0.7%
Finance	7.7%
Operations	1.7%
People	0.3%
Planning & Engagement	1.1%
Grand Total	100.0%



2024-2028 State of Good Repair Program



Next Steps

- Budget preparation over next month:
 - Continue to work with Chief Offices to refine budget
- Start final budget approval presentation cycle in October



Questions?

