

**RESOLUTION OF THE BOARD OF TRUSTEES OF THE UTAH TRANSIT
AUTHORITY APPROVING THE THIRD AMENDMENT
TO THE AUTHORITY'S 2023 - 2027 CAPITAL PLAN**

R2023-10-06

October 25, 2023

WHEREAS, the Utah Transit Authority (the "Authority") is a large public transit district organized under the laws of the State of Utah and was created to transact and exercise all of the powers provided for in the Utah Limited Purpose Local Government Entities - Special Districts Act and the Utah Public Transit District Act (the "Act"); and

WHEREAS, Board Policy 2.1 – Financial Management requires the Executive Director to develop a five-year capital plan annually that is fiscally constrained, maintains all assets at a state of good repair, protects the Authority's capital investments and minimizes future maintenance and replacement costs; and

WHEREAS, the Authority adopted by Resolution R2022-12-04 a Five-Year Capital Plan for the years 2023 through 2027 (the "Plan") which contains a prioritized list of planned capital projects, a description of the annual prioritization process, and projected funding on an annual, cumulative and project basis; and

WHEREAS, the Authority would like to amend the Plan to reflect amendments that add one new project into the 2023 year, and adds five-hundred thousand dollars of revenue-backed funds to the Plan; and

WHEREAS, under the Act, the Local Advisory Council is obligated to review, approve, and recommend final adoption by the Board of Trustees of project development plans, including funding, of all new capital projects; and

WHEREAS, on September 27, 2023, in Resolution AR2023-09-01 the Local Advisory Council reviewed the Authority's proposed Third Amendment to the 2023-2027 Capital Plan and believed it is in the best interest of the Authority and all constituents to approve the Third Amendment and to forward it to the Board of Trustees with a recommendation for approval; and

WHEREAS, the Board of Trustees desires to amend the Authority's 2023-2027 Capital Plan as set forth in Exhibit A.


NOW, THEREFORE, BE IT RESOLVED by the Board of Trustees of the Utah Transit Authority:

1. That the Board of Trustees hereby adopts the Third Amendment of the Authority's 2023-2027 Capital Plan attached as Exhibit A.

2. That the Board formally ratifies actions taken by the Authority, including those taken by the Executive Director, staff, and counsel that are necessary or appropriate to give effect to this Resolution.


3. That the corporate seal be attached hereto.

Approved and adopted this 25th day of October 2023.

DocuSigned by:

86E38485ACBE4D0...

Carlton Christensen, Chair
Board of Trustees


ATTEST:

DocuSigned by:

8D8A6B67E3AA459

Secretary of the Authority



Approved As To Form:

DocuSigned by:

0F6F046DE4724A2...

Legal Counsel

Exhibit A

(Third Amendment of the Authority's 2023-2027 Capital Plan)

2023 Details

Department/ Project Code/Project Name	2023 Total Budget	2023 Grants-Awarded	2023 Grants-Unfunded/Pending	2023 Unfunded-Other Sources	2023 Lease	2023 State	2023 Local Partner	2023 UTA Local
5310 Projects	8,832,000	3,714,000	4,011,000	-	-	-	1,059,000	48,000
CDA006- 5310 Admin Funds	307,000	-	307,000	-	-	-	-	-
ICI181- Mobility Management	-	-	-	-	-	-	-	-
ICI213- E Voucher Phase 2	415,000	-	385,000	-	-	-	-	30,000
ICI227- Voucher Project	10,000	-	10,000	-	-	-	-	-
MSP175- 5310 Ogden/Layton Funds	-	-	-	-	-	-	-	-
MSP179- FFY 15/17 - 5310 Program - OGDEN/LAYTON	24,000	19,000	-	-	-	-	5,000	-
MSP180- FFY 15/17 - 5310 Program - PROVO/OREM	64,000	51,000	-	-	-	-	13,000	-
MSP181- FFY 15/17 - 5310 Program - SLC/West Valley	144,000	115,000	-	-	-	-	29,000	-
MSP220- FFY 17/18 - 5310 Program - SLC/West Valley	280,000	224,000	-	-	-	-	56,000	-
MSP221- FFY 17/18 - 5310 Program - Odgen/Layton	137,000	109,000	-	-	-	-	28,000	-
MSP222- FFY 17/18 - 5310 Program - Provo/Orem	215,000	172,000	-	-	-	-	43,000	-
MSP249- FFY 19/20 - 5310 Program - SLC/West Valley (Operating)	477,000	477,000	-	-	-	-	-	-
MSP250- FFY 19/20 - 5310 Program - Ogden/Layton (Operating)	240,000	240,000	-	-	-	-	-	-
MSP251- FFY 19/20 - 5310 Program - Provo/Orem (Operating)	175,000	175,000	-	-	-	-	-	-
MSP276- FFY 2022 - 5310 Program - SLC/West Valley	1,231,000	-	985,000	-	-	-	246,000	-
MSP277- FFY 2022 - 5310 Program - Ogden/Layton	686,000	-	549,000	-	-	-	137,000	-
MSP278- FFY 2022 - 5310 Program - Provo/Orem	474,000	-	380,000	-	-	-	94,000	-
MSP279- FFY 2021 - 5310 Program - Ogden/Layton	383,000	-	383,000	-	-	-	-	-
MSP280- FFY 2021 - 5310 Program - SLC/West Valley	677,000	-	677,000	-	-	-	-	-
MSP281- FFY 2021 - 5310 Program - Provo/Orem	260,000	-	260,000	-	-	-	-	-
MSP295- ARPA 5310	249,000	249,000	-	-	-	-	-	-
MSP296- CRRSAA 5310	249,000	249,000	-	-	-	-	-	-
MSP297- FFY19/20 - 5310 Program - SLC/West Valley (Capital)	1,113,000	816,000	75,000	-	-	-	204,000	18,000
MSP298- FFY19/20 - 5310 Program - Ogden/Layton (Capital)	628,000	503,000	-	-	-	-	125,000	-
MSP299- FFY19/20 - 5310 Program - Provo/Orem (Capital)	394,000	315,000	-	-	-	-	79,000	-
Capital Construction	42,099,000	31,420,000	-	-	-	3,117,000	1,900,000	5,662,000
MSP081- Tooele Bus Facility	-	-	-	-	-	-	-	-
MSP102- Depot District	12,001,000	8,695,000	-	-	-	3,117,000	-	189,000
MSP122- Positive Train Control	-	-	-	-	-	-	-	-
MSP124- Airport Station Relocation	-	-	-	-	-	-	-	-
MSP185- Ogden/Weber State University BRT	25,785,000	22,725,000	-	-	-	-	1,900,000	1,160,000
MSP194- 650 South Station	-	-	-	-	-	-	-	-
MSP227- Meadowbrook Expansion	-	-	-	-	-	-	-	-
MSP228- Operator Restrooms- Salt Lake County	-	-	-	-	-	-	-	-
MSP271- MOW Training Yard	2,050,000	-	-	-	-	-	-	2,050,000
MSP272- Trax Operational Simulator	1,763,000	-	-	-	-	-	-	1,763,000
MSP282- Frontrunner Platform Modification	500,000	-	-	-	-	-	-	500,000
Capital Development	89,316,000	26,816,000	760,000	-	-	22,596,000	5,719,000	33,425,000
FMA683- Apprenticeship Training Aids	-	-	-	-	-	-	-	-
MSP096- Provo-Orem BRT	-	-	-	-	-	-	-	-
MSP132- Technical Support for ICPS Maintenance and Enhancements	36,000	-	-	-	-	-	-	36,000
MSP140- Box Elder County Corridor Preservation	2,075,000	-	-	-	-	-	-	2,075,000
MSP156- Prop 1 Passenger Imp. Davis County	943,000	-	-	-	-	-	-	943,000
MSP162- Electric Bus Purchase Lo/No Grant	-	-	-	-	-	-	-	-
MSP193- Weber County Corridor Preservation	2,824,000	-	-	-	-	-	2,824,000	-
MSP196- Bus Stop Imp System-Wide ADA	-	-	-	-	-	-	-	-
MSP202- Davis-SLC Community Connector	1,700,000	1,500,000	-	-	-	-	-	200,000
MSP205- TIGER Program of Projects	13,269,000	5,686,000	-	-	-	1,743,000	139,000	5,701,000
MSP207- 3300/3500 South MAX Exp/Optimization	1,101,000	1,035,000	-	-	-	-	-	66,000
MSP208- Clearfield FR Station Trail	1,501,000	1,451,000	-	-	-	-	-	50,000
MSP215- Sharp/Tintic	110,000	-	-	-	-	-	-	110,000

2023 Details

Department/ Project Code/Project Name	2023 Total Budget	2023 Grants-Awarded	2023 Grants-Unfunded/Pending	2023 Unfunded-Other Sources	2023 Lease	2023 State	2023 Local Partner	2023 UTA Local
MSP216- Point of the Mountain Transit	3,000,000	2,000,000	-	-	-	1,000,000	-	-
MSP224- Bus Stop Improvements- Utah County	-	-	-	-	-	-	-	-
MSP229- Bus Stop Imp/signage - SL County	1,478,000	-	-	-	-	-	-	1,478,000
MSP232- Northern Utah County Double Track	-	-	-	-	-	-	-	-
MSP240- Operator Restrooms throughout System	1,854,000	1,000,000	-	-	-	-	-	854,000
MSP248- Planning & Environmental Analysis	360,000	-	-	-	-	-	-	360,000
MSP252- FrontRunner Forward	3,880,000	-	-	-	-	3,880,000	-	-
MSP253- Mid-Valley Connector	15,001,000	9,228,000	-	-	-	5,773,000	-	-
MSP254- TechLink Corridor	1,200,000	700,000	-	-	-	-	250,000	250,000
MSP255- Central Corridor Transit	-	-	-	-	-	-	-	-
MSP258- Mt. Ogden Admin Bldg. Expansion	3,090,000	-	-	-	-	-	-	3,090,000
MSP259- S-Line Extension	7,870,000	-	-	-	-	7,870,000	-	-
MSP260- Westside Express (5600 West)	1,000,000	-	-	-	-	500,000	-	500,000
MSP264- South Valley Transit	3,830,000	-	-	-	-	1,830,000	2,000,000	-
MSP265- Program Management Support	3,300,000	-	-	-	-	-	-	3,300,000
MSP266- 3500 South TSP Upgrade	-	-	-	-	-	-	-	-
MSP267- New Maintenance Training Facility	2,300,000	-	760,000	-	-	-	-	1,540,000
MSP268- Optical Detection Next Steps	109,000	29,000	-	-	-	-	6,000	74,000
MSP269- Warm Springs Sewer Line Relocation	50,000	-	-	-	-	-	-	50,000
MSP273- Public Partnership Projects	2,000,000	-	-	-	-	-	-	2,000,000
MSP274- Historic Utah Southern Rail Trail	14,000	-	-	-	-	-	-	14,000
MSP286- Utah County Park & Ride Lots	230,000	-	-	-	-	-	-	230,000
MSP287- 900 East UVX Station	4,300,000	4,000,000	-	-	-	-	-	300,000
MSP288- Sustainability Project Pool	200,000	-	-	-	-	-	-	200,000
MSP289- Historic Orchard Pathway (Box Elder County)	206,000	187,000	-	-	-	-	-	19,000
MSP290- Orange Street Microtransit Vehicle Electric Chargers for micro transit	414,000	-	-	-	-	-	-	414,000
MSP291- CareATC Location Build Out	35,000	-	-	-	-	-	-	35,000
MSP293- Sheperd Lane Embankment	300,000	-	-	-	-	-	-	300,000
MSP300- New Daybreak Trax Station	500,000	-	-	-	-	-	500,000	-
REV239- HB322 Future Rail Car Purchase Payment	5,000,000	-	-	-	-	-	-	5,000,000
SGR358- Frontrunner Paint Booth	-	-	-	-	-	-	-	-
SGR407- Bus Stop Enhancements	3,090,000	-	-	-	-	-	-	3,090,000
SGR408- Route End of Line (EOL) Enhancements	1,000,000	-	-	-	-	-	-	1,000,000
SGR409- System Restrooms	146,000	-	-	-	-	-	-	146,000
Contingency	3,496,000	-	-	-	-	-	-	3,496,000
MSP999- Capital Contingency	3,496,000	-	-	-	-	-	-	3,496,000
Facilities- SGR	7,021,000	-	-	-	-	-	-	7,021,000
FMA559- Office Equipment Reserve	100,000	-	-	-	-	-	-	100,000
FMA652- Facilities, Equipment Managed Reserve	571,000	-	-	-	-	-	-	571,000
FMA653- Facilities Rehab and Replacement	1,780,000	-	-	-	-	-	-	1,780,000
FMA672- Park and Ride Rehab/Replacement	500,000	-	-	-	-	-	-	500,000
FMA673- Stations and Platforms Rehab/Replace	560,000	-	-	-	-	-	-	560,000
FMA678- Meadowbrook Flooring/Lighting	-	-	-	-	-	-	-	-
FMA679- Building Remodels/Reconfiguration	1,170,000	-	-	-	-	-	-	1,170,000
FMA685- Wheel Truing Machine JRSC	-	-	-	-	-	-	-	-
FMA686- Warehouse Equipment Managed Reserve	375,000	-	-	-	-	-	-	375,000
SGR390- Jordan River Bldg 2 Remodel	1,965,000	-	-	-	-	-	-	1,965,000
Information Technology	21,990,000	-	-	-	-	-	-	21,990,000
ICI001- Passenger Information Signage	3,202,000	-	-	-	-	-	-	3,202,000
ICI005- EFC – Rehab & Replacement	225,000	-	-	-	-	-	-	225,000
ICI146- FrontRunner WiFi Enhancements	712,000	-	-	-	-	-	-	712,000
ICI173- JDE System Enhancements	50,000	-	-	-	-	-	-	50,000
ICI179- Network Infrastructure Equipment & Software	242,000	-	-	-	-	-	-	242,000

2023 Details

Department/ Project Code/Project Name	2023 Total Budget	2023 Grants-Awarded	2023 Grants-Unfunded/Pending	2023 Unfunded-Other Sources	2023 Lease	2023 State	2023 Local Partner	2023 UTA Local
ICI183- Legal SW	-	-	-	-	-	-	-	-
ICI186- In House Application Development	283,000	-	-	-	-	-	-	283,000
ICI191- IT Managed Reserves	446,000	-	-	-	-	-	-	446,000
ICI197- Bus Communications On-Board Technology	102,000	-	-	-	-	-	-	102,000
ICI198- Info Security HW/SW (PCI Comp, OT Networks, Cybersecurity)	410,000	-	-	-	-	-	-	410,000
ICI199- Rail Communication Onboard Tech	197,000	-	-	-	-	-	-	197,000
ICI201- Server, Storage Infrastructure Equipment & Software	1,681,000	-	-	-	-	-	-	1,681,000
ICI202- Radio Comm Infrastructure	174,000	-	-	-	-	-	-	174,000
ICI211- TC-1 Timekeeping Upgrade	-	-	-	-	-	-	-	-
ICI214- Init APC Upgrade	486,000	-	-	-	-	-	-	486,000
ICI216- SSBU Mobility Eligibility Center Trapeze Software	170,000	-	-	-	-	-	-	170,000
ICI217- Transit Management System	950,000	-	-	-	-	-	-	950,000
ICI222- Fares Systems Replacement Program	5,500,000	-	-	-	-	-	-	5,500,000
ICI223- ERP Analysis	300,000	-	-	-	-	-	-	300,000
ICI224- JDE 9.2. Application Upgrade - UNx	-	-	-	-	-	-	-	-
ICI225- SharePoint Cloud Migration	60,000	-	-	-	-	-	-	60,000
ICI226- New Radio Communication System	2,000,000	-	-	-	-	-	-	2,000,000
ICI228- CPO New HRIS system application upgrade	500,000	-	-	-	-	-	-	500,000
ICI230- Workforce/Enterprise Asset Management	4,300,000	-	-	-	-	-	-	4,300,000
Infrastructure SGR Projects	53,309,000	37,081,000	-	-	-	-	200,000	16,028,000
MSP189- Signal Pre-emption Projects w/UDOT	200,000	-	-	-	-	-	200,000	-
MSP241- Queue Cutter Projects with UDOT	-	-	-	-	-	-	-	-
SGR047- Stray Current Mitigation	567,000	-	-	-	-	-	-	567,000
SGR359- Bridge Rehabilitation & Maintenance	625,000	-	-	-	-	-	-	625,000
SGR370- Light Rail Red Signal Enforcement	3,315,000	-	-	-	-	-	-	3,315,000
SGR385- Rail Rehab and Replacement	14,650,000	11,720,000	-	-	-	-	-	2,930,000
SGR393- Grade Crossing Rehab/Replacement	4,750,000	2,200,000	-	-	-	-	-	2,550,000
SGR397- Traction Power Rehab/Replacement	15,332,000	12,265,000	-	-	-	-	-	3,067,000
SGR398- OCS Rehab/Replace	2,000,000	1,600,000	-	-	-	-	-	400,000
SGR401- Ballast and Tie Rehab/Replacement	250,000	-	-	-	-	-	-	250,000
SGR403- Train Control Rehab/Replacement	4,400,000	3,520,000	-	-	-	-	-	880,000
SGR404- Rail Switches/Trackwork Controls	2,820,000	2,256,000	-	-	-	-	-	564,000
SGR410- Fiber Rehab/Replacement	4,400,000	3,520,000	-	-	-	-	-	880,000
Planning	4,127,000	1,514,000	-	-	-	-	169,000	2,444,000
ICI185- WFRC Grant for Passenger Info improvements (Real Time Bus Signage)	412,000	336,000	-	-	-	-	-	76,000
ICI221- Customer Relations Software Replacement	270,000	-	-	-	-	-	-	270,000
MSP198- Wayfinding Plan	1,500,000	-	-	-	-	-	-	1,500,000
MSP284- Route Planning Restoration using Equity Index	300,000	300,000	-	-	-	-	-	-
MSP285- Bus Network Optimization Program (BNOP)	100,000	-	-	-	-	-	-	100,000
MSP292- AOPPP: Paratransit Forward Study	385,000	385,000	-	-	-	-	-	-
MSP294- Planning Studies Managed Reserve	300,000	-	-	-	-	-	-	300,000
REV234- Tooele County Microtransit & Vehicle Electrification	860,000	493,000	-	-	-	-	169,000	198,000
Property/TOC	8,627,000	-	-	-	-	-	935,000	7,692,000
MSP186- Sandy Parking Structure	-	-	-	-	-	-	-	-
MSP261- Property Management - Capital Repairs	40,000	-	-	-	-	-	-	40,000
MSP262- SLCentral HQ Office	1,780,000	-	-	-	-	-	-	1,780,000
MSP263- TOD Working Capital	688,000	-	-	-	-	-	-	688,000
MSP275- Station Area Planning	1,119,000	-	-	-	-	-	935,000	184,000
MSP283- ROW & Facility Property Opportunity Buy	5,000,000	-	-	-	-	-	-	5,000,000
Revenue/Service Vehicles	92,249,000	26,706,000	-	-	41,755,000	-	3,957,000	19,831,000
MSP210- Update Bike Cars on FrontRunner	-	-	-	-	-	-	-	-
MSP247- Light Rail Seat Replacement	-	-	-	-	-	-	-	-
MSP270- Transit Signal Priority On Board Units (TOBU) Project	113,000	20,000	-	-	-	-	25,000	68,000

2023 Details

Department/ Project Code/Project Name	2023 Total Budget	2023 Grants-Awarded	2023 Grants-Unfunded/Pending	2023 Unfunded-Other Sources	2023 Lease	2023 State	2023 Local Partner	2023 UTA Local
REV205- Replacement Non-Revenue Support Vehicles	1,148,000	-	-	-	1,148,000	-	-	-
REV209- Paratransit Replacements	3,328,000	-	-	-	3,328,000	-	-	-
REV211- Replacement Buses	31,452,000	-	-	-	31,356,000	-	-	96,000
REV212- Park City Lo/No Grant	4,543,000	2,790,000	-	-	-	-	1,432,000	321,000
REV224- Bus Overhaul	2,100,000	-	-	-	-	-	-	2,100,000
REV232- Van Pool Van Replacements	1,923,000	-	-	-	1,923,000	-	-	-
REV233- Commuter Rail Vehicle Procurement - Used	4,000,000	-	-	-	4,000,000	-	-	-
REV236- VW Battery Buses	22,030,000	13,008,000	-	-	-	-	2,500,000	6,522,000
REV237- GPS Telemetrics System	380,000	-	-	-	-	-	-	380,000
REV238- SD100/SD160 Light Rail Vehicle Replacement	2,000,000	-	-	-	-	-	-	2,000,000
SGR040- Light Rail Vehicle Rehab	13,610,000	10,888,000	-	-	-	-	-	2,722,000
SGR353- Commuter Rail Engine Overhaul	3,035,000	-	-	-	-	-	-	3,035,000
SGR386- Repair Damaged LRV	1,422,000	-	-	-	-	-	-	1,422,000
SGR391- Commuter Rail Vehicle Rehab	1,165,000	-	-	-	-	-	-	1,165,000
Safety and Security	6,094,000	-	-	-	-	-	-	6,094,000
FMA516- Corridor Fencing	50,000	-	-	-	-	-	-	50,000
FMA543- Police Fleet Vehicles	400,000	-	-	-	-	-	-	400,000
FMA557- Bus Safety and Security	30,000	-	-	-	-	-	-	30,000
FMA604- Safety General Projects	100,000	-	-	-	-	-	-	100,000
FMA645- Camera Sustainability	670,000	-	-	-	-	-	-	670,000
FMA656- Facility Security	50,000	-	-	-	-	-	-	50,000
FMA658- Bus Replacement Camera System	2,470,000	-	-	-	-	-	-	2,470,000
FMA659- Emergency Operations Training	15,000	-	-	-	-	-	-	15,000
FMA676- Security General Projects	120,000	-	-	-	-	-	-	120,000
FMA680- Suicide Prevention Research Project	40,000	-	-	-	-	-	-	40,000
FMA681- Arc Flash Analysis	705,000	-	-	-	-	-	-	705,000
FMA684- Police Managed Reserve	300,000	-	-	-	-	-	-	300,000
ICI140- Next Crossing Cameras	40,000	-	-	-	-	-	-	40,000
ICI229- Red/Blue/Green/Frontrunner Camera Systems	1,104,000	-	-	-	-	-	-	1,104,000
Grand Total	337,160,000	127,251,000	4,771,000	-	41,755,000	25,713,000	13,939,000	123,731,000