

UTA Board of Trustees Meeting

October 23, 2024



Call to Order and Opening Remarks



Pledge of Allegiance



Safety First Minute



Public Comment

- Live comments are limited to 3 minutes per commenter
- Live comments may be heard from in-person attendees as well as Zoom attendees
- For comments via Zoom, use the “raise hand” function in Zoom to indicate you would like to make a comment
- Public comment was solicited prior to the meeting through alternate means, including email, telephone, and the UTA website
- Any comments received through alternate means were distributed to the board for review in advance of the meeting



Consent Agenda

- a. Approval of October 9, 2024, Board Meeting Minutes
- b. Approval of October 10, 2024, Board Budget Hearing Minutes
- c. Quarterly Disbursement Report - Vehicle Parts Inventory Vendors - Q3 2024
- d. Quarterly Disbursement Report - Non-Inventory Vendors - Q3 2024
- e. 2024 Fraud Risk Assessment



Recommended Action

(by acclamation)

Motion to approve the consent agenda



Reports



Executive Director Report



Continuous Improvement Excellence Award - Ashley Crump



UTA 

CI
EXCELLENC
AWARD





Ashley Crump

CI EXCELLENCE AWARD

Problem

- Printing Paper Name Badge Forms
- Interoffice approvals
- Pickup badge from HR

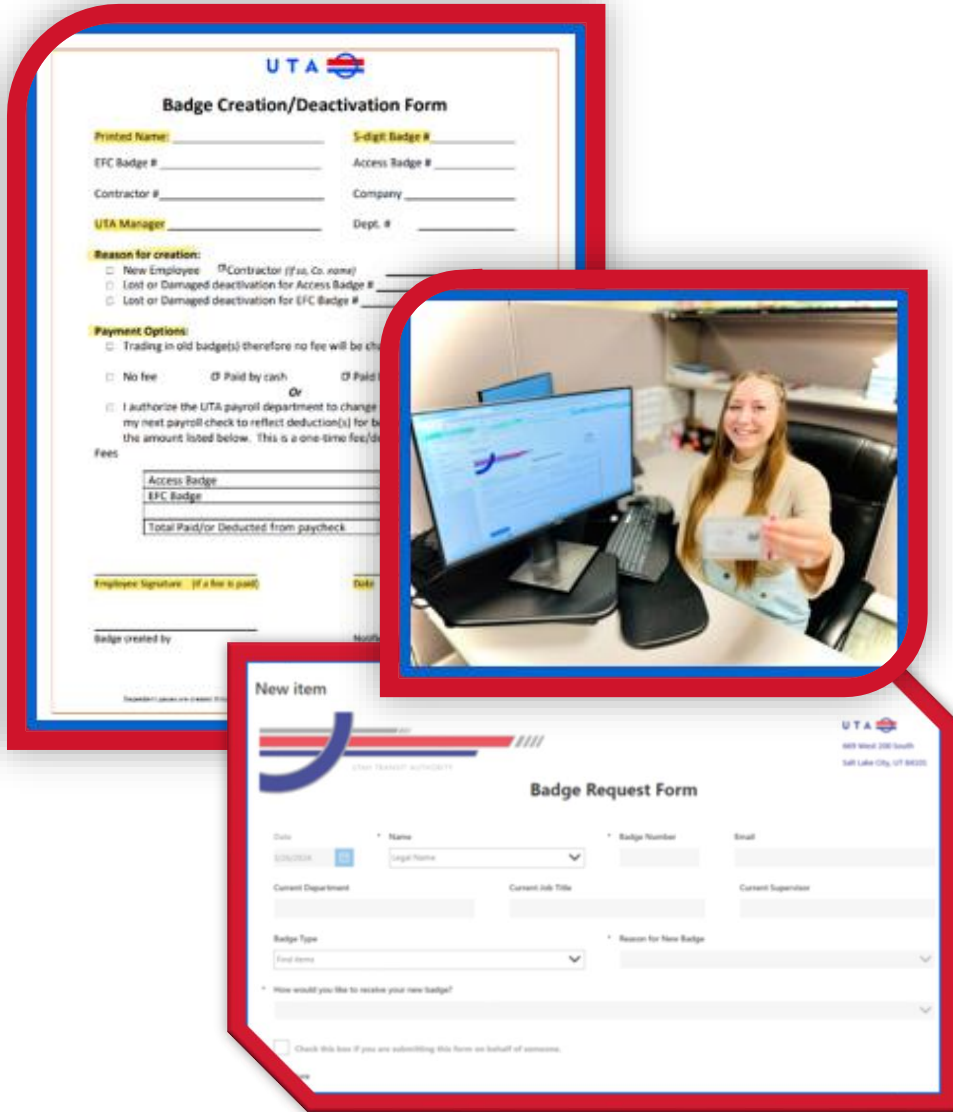
Solution

- Partnering with the WINS program
- Creating an online Badge Request Form
- Automated approvals & delivery

Results

810
hours saved

\$20,000
dollars saved



Strategic Plan Minute





Strategic Plan Minute

10/23/24



Agenda Item 6.b.



Moving Utahns to a Better Quality of Life



Strategic Initiative: Deploy Operator Staffing Strategies

Strategies:

- Deployed a recruitment marketing application strategy
- Shifted from service unit to UTA Agency view
- Designed personas for successful operator - enhancing quality of hire
- Evaluated capacity of equipment, trainers, and service needs
- Improved forecasting and aligned staffing model to 5-year service plan
- Significant improvements to operator schedules has helped with both recruitment and retention.



Agenda Item 6.b.

Discretionary Grants Report



Grants Update – October 2024



Agenda

- **Grant Applications Not Selected**
- **Grant Applications Awaiting Selection**
- **Discretionary Grants/Appropriations Selected**

Acronym Key	
FY	Fiscal Year
FFY	Federal Fiscal Year
SL	Salt Lake Urbanized Area
O/L	Ogden Layton Urbanized Area
STBG	Surface Transportation Block Grant
TAC	Technical Advisory Committee
NEPA	National Environmental Policy Act



Grants Update – October 2024

Grant Applications Not Selected	Request	Date Submitted
None to Report		



Grants Update – October 2024

Grant Applications Awaiting Selection	Request	Date Submitted
*FFY2030 SL STBG Techlink Corridor Conceptual Design and NEPA – TAC Proposed \$2M	\$2M	12/7/23
*FFY2030 SL/OL CMAQ - Davis/SLC Community Connector – TAC Proposed \$3M (\$1M SL & \$2M O/L)	\$10M	12/7/23
*FY25 Community Project Funding – Replacement Light Rail Vehicles	\$5M	2/29/24
FFY2024 Strengthening Mobility and Revolutionizing Transportation (SMART) – Stage One –AI Assisted Rail Inspection	\$915K	7/12/24
Total Awaiting Selection	\$17.9M	

* Previously presented to the Board



Grants Update – October 2024

Discretionary Grants/Appropriations Selected	Federal Amount
FFY27 STBG SL – Davis-Salt Lake Community Connector Design	\$1.5M
FFY27 STBG O/L – Davis-Salt Lake Community Connector Design	\$1.5M
Total	

TOTAL of Selected/Appropriated

\$3M



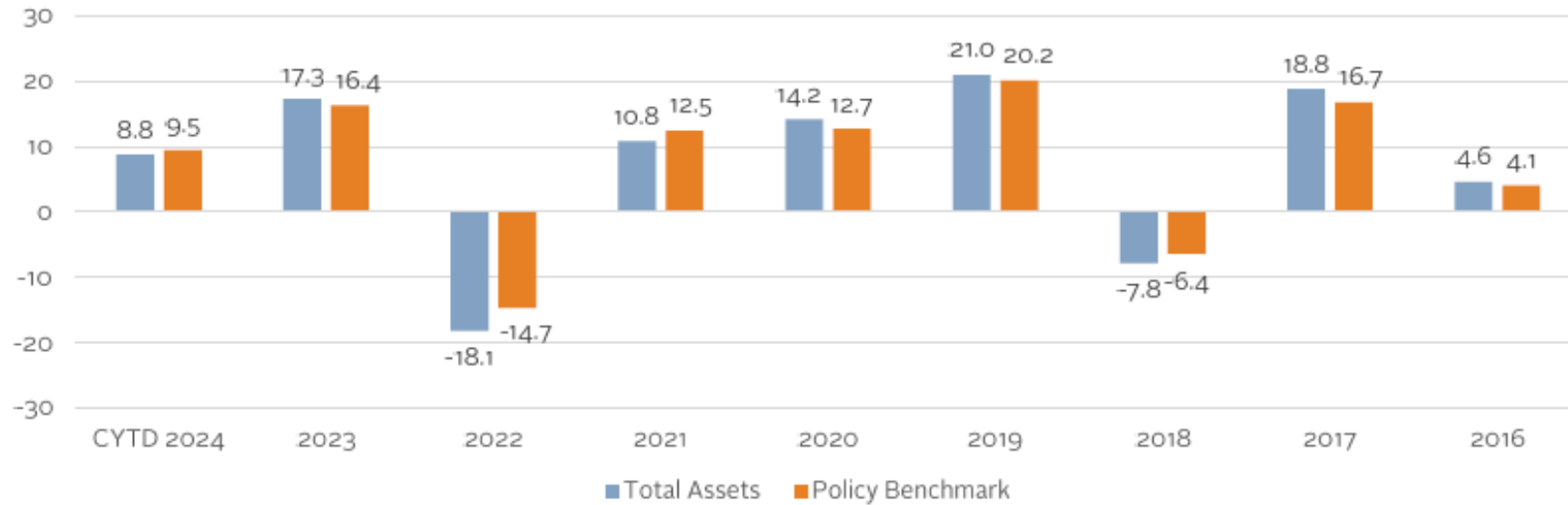
Pension Committee Report



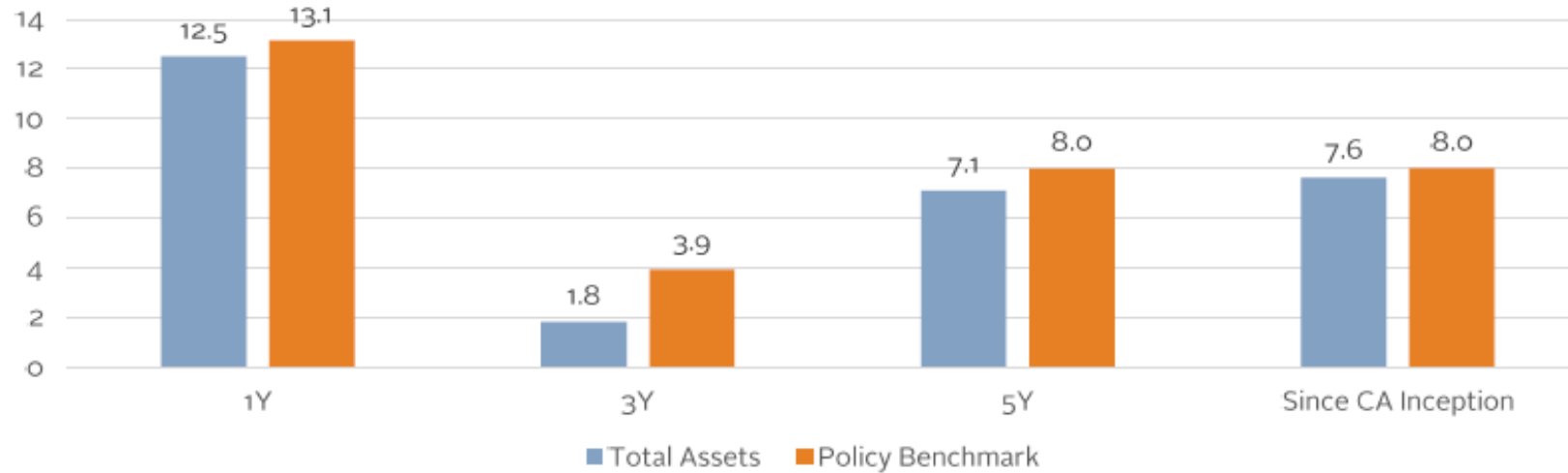
Long-term performance remains strong

As of July 31, 2024

Annual Returns



Trailing Annualized Returns



Cumulative growth of UTA Retirement Plan relative to policy benchmark

With recent market performance, the Retirement plan's cumulative return has strengthened to 183% since CA OCIO inception

CUMULATIVE WEALTH OF TOTAL ASSETS VS BENCHMARKS



Resolutions



R2024-10-02 - Resolution Authorizing the Executive Director to Execute Grant Agreements for Specified Projects



Grants Selected for Award as of 09/17/24

**Two Grants
Combined amount of \$78.76M**



Projects

- **15 Zero Emission Battery Electric Buses**
(\$18.11M Fed \$3.37M Local Match)
- **MidValley Connector BRT Small Starts (CIG)**
(\$60.65M Fed \$37.75M Local Match)



Recommended Action

(by roll call)

Motion to approve R2024-10-02 - Resolution Authorizing the Executive Director to Execute Grant Agreements for Specified Projects, as presented



R2024-10-03 - Resolution Granting Contract and Expenditure Authority to Non-Inventory Vendors



Vendors Requiring Change to Not To Exceed (NTE) Expenses

	Purpose	2023 as of 12/27/23	2024 Not to Exceed	2024 as of 6/30/2024	2024 Increased Not to Exceed	Change
OFFICE OF RECOVERY SERVICES	Utah State Child Support	\$ 342,570	\$ 353,703	\$ 211,594	\$ 423,703	\$ 70,000
AMALGAMATED TRANSIT UNION	Union Dues from Employees	\$ 630,790	\$ 651,290	\$ 390,044	\$ 901,290	\$ 250,000
UTAH ST TAX (WITHHOLDING ONLY)	Employee Payroll Taxes	\$ 7,933,871	\$ 8,191,722	\$ 4,655,194	\$ 10,191,722	\$2,000,000
VANTAGEPOINT TRANSFER AGENTS - Cambridge Associates, LLC.	457 Plans Pension Contributions	\$ 6,843,417	\$ 7,065,828	\$ 4,531,294	\$ 9,065,828	\$2,000,000
MUTUAL OF AMERICA LIFE INS.	457 Plans	\$ 29,173,307	\$30,121,439	\$ 16,141,907	\$ 33,121,439	\$3,000,000
MURRAY CITY UTILITIES	Electric, Water, and Sewer	\$ 3,643,185	\$ 3,761,588	\$ 2,695,574	\$ 6,761,588	\$3,000,000
FirstNet	Cellular Phone Contract	\$ 552,270	\$ 570,219	\$ 317,066	\$ 630,219	\$ 60,000
ROCKY MOUNTAIN POWER	Electricity	\$ 682,255	\$ 704,428	\$ 471,504	\$ 904,428	\$ 200,000
Dominion Energy (Questar)	Natural Gas	\$ 7,975,477	\$ 8,234,680	\$ 4,233,838	\$ 8,734,680	\$ 500,000



Vendors With No Change to Not To Exceed (NTE) Expenses

	Purpose	2023 as of 12/27/23	2024 Not to Exceed	2024 as of 6/30/2024	2024 Increased Not to Exceed	Change
Utah County Government	4th Quarter Cent Sales Tax Agreement with Utah County	\$ 2,485,143	\$ 2,565,910	\$ 864,846	\$ 2,565,910	-
Utah Attorney General's Office	Legal Services	\$ 1,797,315	\$ 1,855,728	\$ 909,397	\$ 1,855,728	-
Department of the Treasury	Payroll Taxes	\$ 43,057,475	\$ 44,456,843	\$22,803,564	\$ 44,456,843	-
UTA/ATU JOINT INSURANCE TRUST	Health Insurance (Collective Bargaining)	\$ 28,385,910	\$ 29,308,452	\$ 3,087,654	\$ 29,308,452	-
AT&T ++	Cellular Connection to Buses	\$ 545,651	\$ 563,385	\$ 275,552	\$ 563,385	-
CENTURY LINK (QWEST) +++	Internet Connection	\$ 470,314	\$ 485,599	\$ 158,339	\$ 485,599	-
SALT LAKE CITY CORP. ++	Electric, Water, and Sewer	\$ 245,985	\$ 253,979	\$ 10,407	\$ 253,979	-



Recommended Action

(by roll call)

Motion to approve R2024-10-03 - Resolution Granting Contract and Expenditure Authority to Non-Inventory Vendors, as presented



**R2024-10-04 - Resolution Giving Notice
and Setting Regular Meeting Dates
for the Authority's Board of Trustees and
Audit Committee for Calendar Year 2025**



2025 PROPOSED UTA BOARD CALENDAR

January						
Su	Mo	Tu	We	Th	Fr	Sa
			1	2	3	4
5	6	7	8	9	10	11
12	13	14	15	16	17	18
19	20	21	22	23	24	25
26	27	28	29	30	31	

April						
Su	Mo	Tu	We	Th	Fr	Sa
		1	2	3	4	5
6	7	8	9	10	11	12
13	14	15	16	17	18	19
20	21	22	23	24	25	26
27	28	29	30			

July						
Su	Mo	Tu	We	Th	Fr	Sa
		1	2	3	4	5
6	7	8	9	10	11	12
13	14	15	16	17	18	19
20	21	22	23	24	25	26
27	28	29	30	31		

October						
Su	Mo	Tu	We	Th	Fr	Sa
			1	2	3	4
5	6	7	8	9	10	11
12	13	14	15	16	17	18
19	20	21	22	23	24	25
26	27	28	29	30	31	

February						
Su	Mo	Tu	We	Th	Fr	Sa
						1
2	3	4	5	6	7	8
9	10	11	12	13	14	15
16	17	18	19	20	21	22
23	24	25	26	27	28	

May						
Su	Mo	Tu	We	Th	Fr	Sa
				1	2	3
4	5	6	7	8	9	10
11	12	13	14	15	16	17
18	19	20	21	22	23	24
25	26	27	28	29	30	31

August						
Su	Mo	Tu	We	Th	Fr	Sa
					1	2
3	4	5	6	7	8	9
10	11	12	13	14	15	16
17	18	19	20	21	22	23
24	25	26	27	28	29	30
31						

November						
Su	Mo	Tu	We	Th	Fr	Sa
						1
2	3	4	5	6	7	8
9	10	11	12	13	14	15
16	17	18	19	20	21	22
23	24	25	26	27	28	29
30						

March						
Su	Mo	Tu	We	Th	Fr	Sa
						1
2	3	4	5	6	7	8
9	10	11	12	13	14	15
16	17	18	19	20	21	22
23	24	25	26	27	28	29
30	31					

June						
Su	Mo	Tu	We	Th	Fr	Sa
1	2	3	4	5	6	7
8	9	10	11	12	13	14
15	16	17	18	19	20	21
22	23	24	25	26	27	28
29	30					

September						
Su	Mo	Tu	We	Th	Fr	Sa
	1	2	3	4	5	6
7	8	9	10	11	12	13
14	15	16	17	18	19	20
21	22	23	24	25	26	27
28	29	30				

December						
Su	Mo	Tu	We	Th	Fr	Sa
	1	2	3	4	5	6
7	8	9	10	11	12	13
14	15	16	17	18	19	20
21	22	23	24	25	26	27
28	29	30	31			

UTA Holidays

Audit Committee - Meetings Begin at 3:00 p.m.

Board of Trustees - Meetings Begin at 9:00 a.m.

Local Advisory Council - Meetings Begin at 1:00 p.m.

Recommended Action

(by roll call)

Motion to approve R2024-10-04 - Resolution Giving Notice and Setting Regular Meeting Dates for the Authority's Board of Trustees and Audit Committee for Calendar Year 2025, as presented



Contracts, Disbursements, and Grants



Contract: 5600 West Bus Route Final Design Services (WSP USA Inc.)

Recommended Action (by acclamation)

Motion to approve the contract with WSP USA Inc. for 5600 West Bus Route Final Design Services, as presented



Contract: Mobile Trip Planning Software and Services (Transit)

Recommended Action (by acclamation)

Motion to approve the contract with Transit for Mobile Trip Planning Software and Services, as presented



Contract: Twenty New Light Rail Vehicles (Stadler US)

Recommended Action (by acclamation)

Motion to approve the contract with Stadler US for Twenty New Light Rail Vehicles, as presented



Disbursement: Employee Appreciation Holiday Gift

Recommended Action (by acclamation)

Motion to approve the Disbursement for Employee
Appreciation Holiday Gifts, as presented



Discussion Items



Capital Program Report – Third Quarter 2024

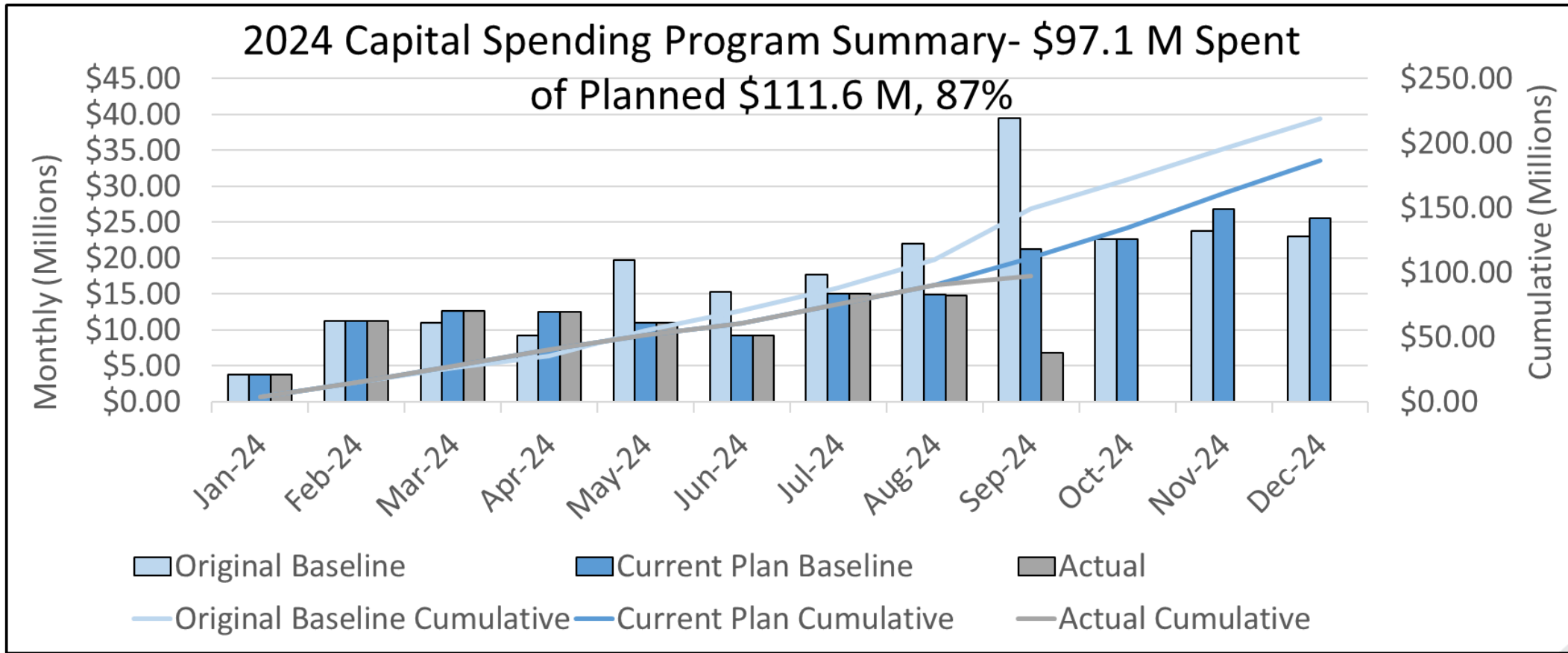


Capital Program Update By the Numbers January – September 2024

October 23, 2024



2024 Q3 Program Summary (Sept 25, 2024)



2024 Q3 Program Summary

Category	2024 Budget	2024 YTD Costs	2024 YTD Cash Flow Plan	Percent Budget Spent	Cash Flow Plan Variance
Capital Services	206,515,000	73,483,718	84,634,334	36%	13%
Enterprise Strategy	10,748,000	3,269,598	3,407,847	30%	4%
Finance	28,180,000	12,952,035	14,914,139	46%	13%
Operations	7,878,000	2,534,251	2,697,424	32%	6%
People	2,155,000	1,170,183	1,915,566	54%	39%
Planning and Engagement	6,436,000	2,553,114	2,580,591	40%	1%
Safety	2,628,000	1,127,622	1,476,278	43%	24%
Grand Total	264,540,000	97,090,521	111,626,179	37%	13%

- New projected spend for 2024 is \$186.6 M
- Previously was \$218.9 M
- Down \$32.3 M

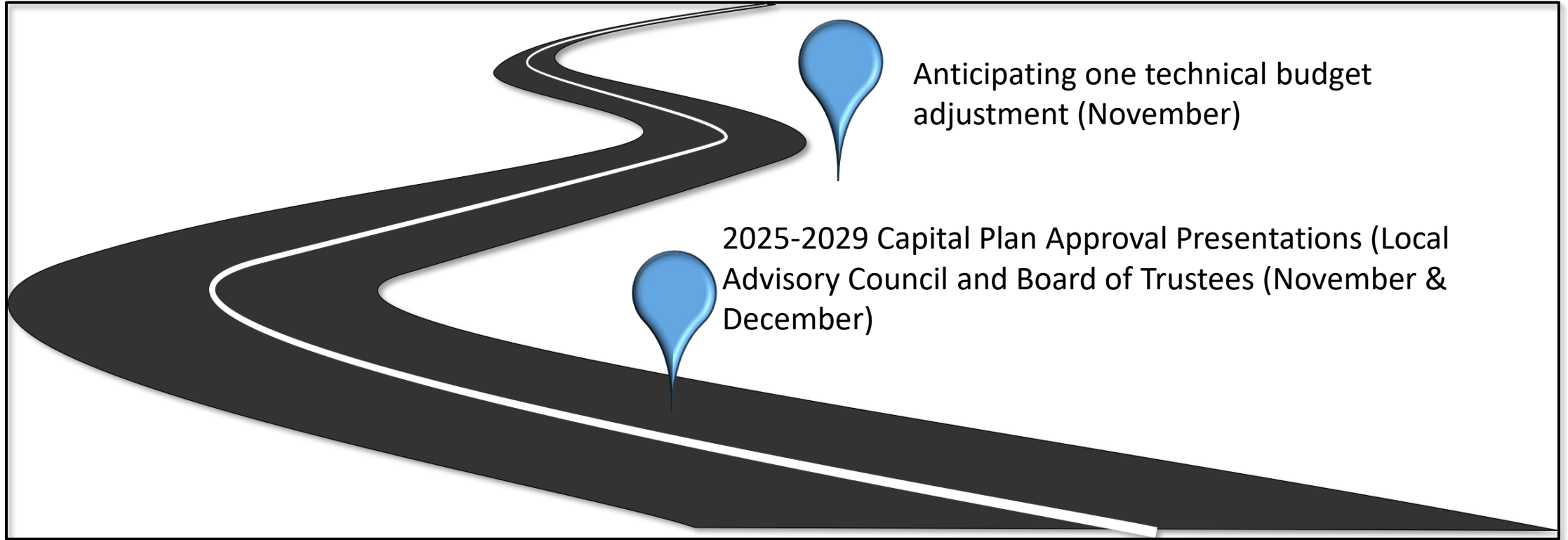


Top 10 Projects YTD Spend

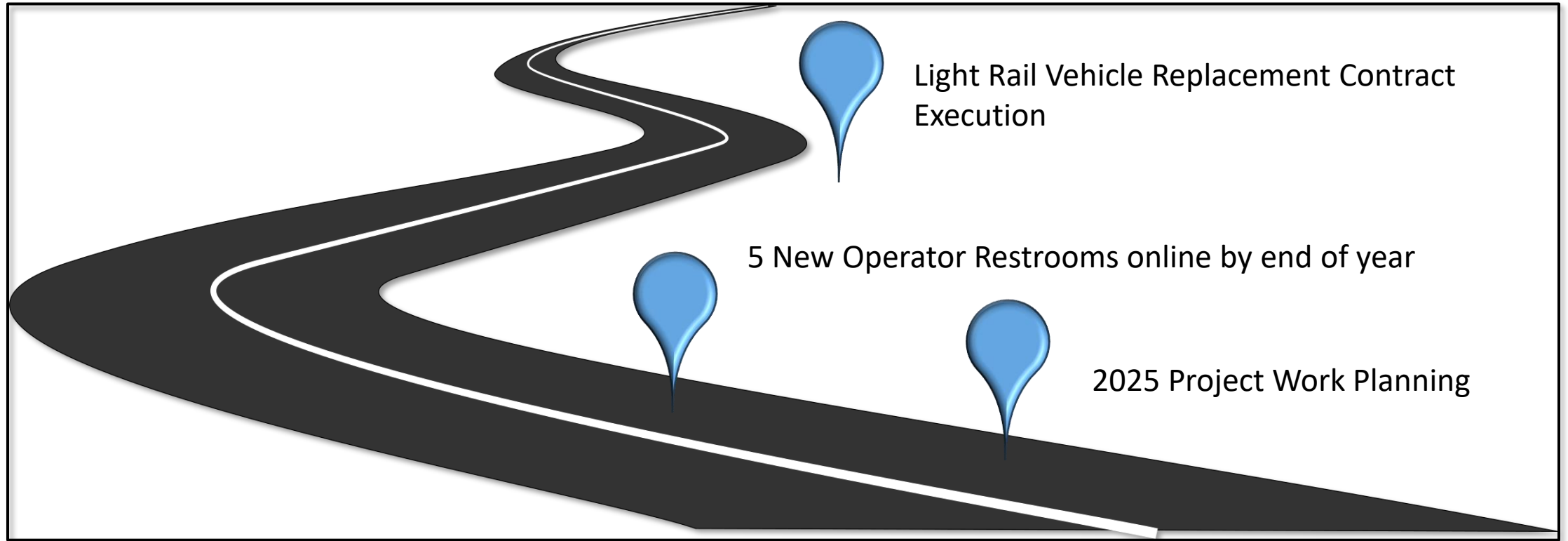
Name	Actual Costs
Mid-Valley Connector	10,382,672
Paratransit Replacements	9,909,042
Fares Systems Replacement Program	6,371,014
Light Rail Vehicle Rehab	5,906,412
Replacement Non-Revenue Support Vehicles	5,052,744
HB433 Future Rail Car Purchase	5,000,000
Replacement Buses	4,530,545
TPSS Component Replacement	4,328,561
Rail Replacement Work	2,815,608
Total	54,296,598



Q4 Upcoming Budget Activities



Q4 Upcoming Major Project Activities



Project Updates

- SGR407 – Bus Stop Enhancements
- MSP240 – Operator Restrooms



SGR407 - Bus Stop Enhancements

October 2024



Project Overview

- Design, construct, and enhance existing and new bus stops to meet ADA compliance from the concrete pads to the new amenities being installed such as, shelters, benches, fiber, and electrical signage.
- *Note: UTA has multiple projects dedicated to bus stop improvements, this overview is only for the State of Good Repair (SGR) 407 project.*



Bus Stop Enhancements & Construction

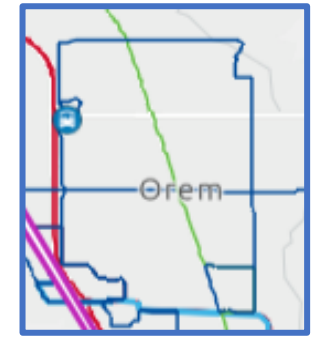
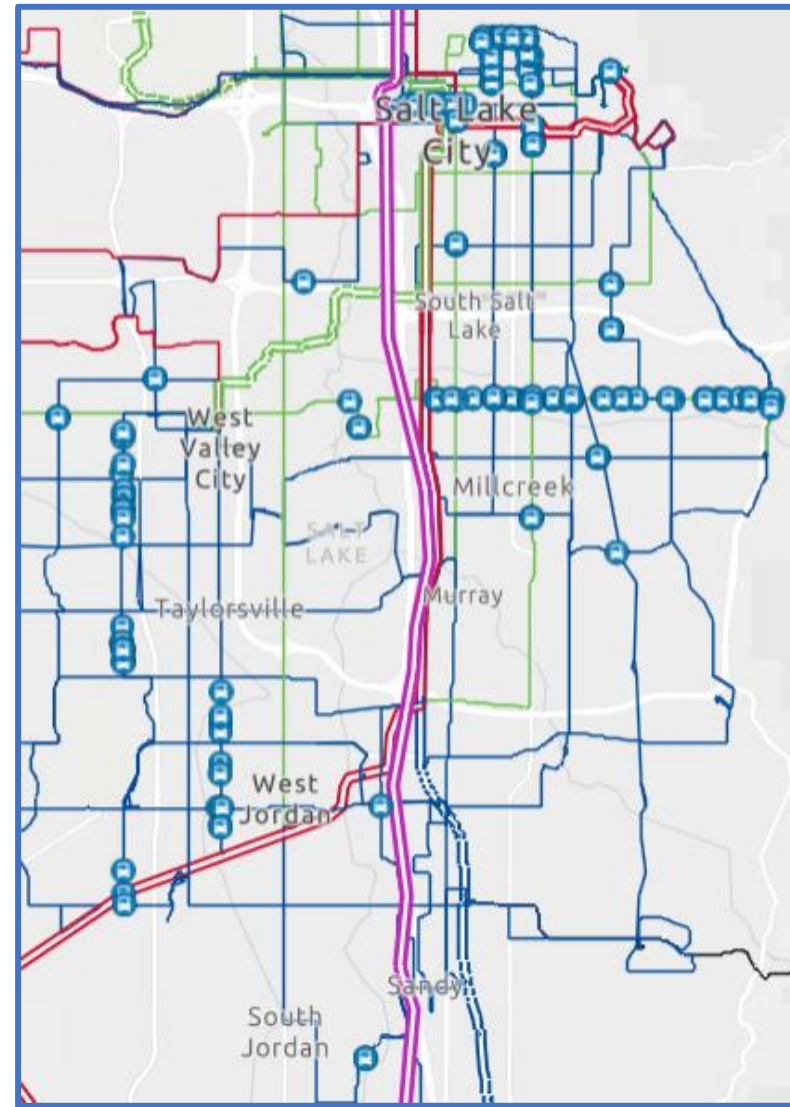
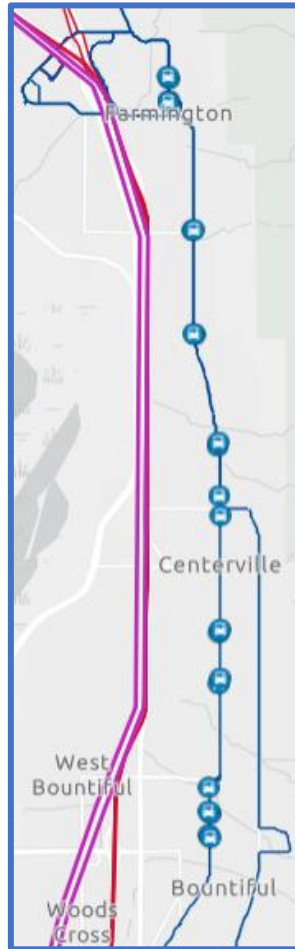
(throughout the Wasatch Front)

UTA Stops - 26

- Weber County – 5
- Salt Lake County – 18
- Utah County – 3

Partner Stops - 47

- Salt Lake County –
 - 200 S Phase I & II – 23
 - Shelters placed on Partner concrete pads - 24



Total Bus Stops Constructed & Enhanced in 2024: 73

Agenda Item 9.a.



UTAH TRANSIT AUTHORITY

Cost Estimates and Funding

Estimated Costs per Year (approx. 50 Stops):

- Est. Costs of Design:
 - 2023 - \$235,000
 - 2024 - \$262,000
- Est. Cost of Amenities:
 - 2023 - \$446,000
 - 2024 - \$578,000
- Est. Costs to Construct Stops and Install Amenities:
 - 2023 - \$268,000
 - 2024 - \$1.84M



2024 Overall Funding:

SGR407 - \$3.05M



Project Progress

UTAH TRANSIT AUTHORITY



Agenda Item 9.a.



Upcoming SGR407 Milestones

This Year (2024)	<ul style="list-style-type: none">• UTA created a Public facing and interactive GIS map for all <u>UTA Bus Stop Improvements project(s)</u>.
Winter 2024	<ul style="list-style-type: none">• Complete construction and enhancements on 73 Bus Stops• Complete design on 50 UTA Bus Stops
Spring 2025	<ul style="list-style-type: none">• Complete construction on approx. 50 Bus Stops• Begin construction and enhancements for approx. 45 Bus Stops



Public Information



construction@rideuta.com



833-UTA-WORK



rideuta.com/construction



MSP240

Operator Restrooms



Project Overview

- Construct 5 pre-fabricated restrooms at predetermined sites throughout the system:
 - Farmington Station
 - Fashion Place West Station
 - Midvale Fort Union Station
 - Midvale Center Station
 - Jordan Valley Way Station
- Sites were vetted through Bus Operations and Planning
- Buildings are all the same design and layout
 - 2-bathroom stalls and one break area
- Cal Wadsworth was selected as the prime contractor
- Mountain West Precast was used as the building fabricator




Current Accomplishments

- 4 out of the 5 buildings have been set on site
- 2 of the 5 have finished concrete around the building
- On schedule for opening the first 2 buildings within the next few weeks (once RMP and water meters have been installed)
- On track to have all buildings opened by the end of the year









Questions?



UTA Tentative to Final 2025 Budget Change Overview





2025 Budget Tentative to Final Preliminary Changes



2025 Operating Budget, Debt Service & Reserves Changes

		Revenue	Expense
Tentative 2025 Budget Changes		\$ 650,367,000	\$ 648,546,000
Change Item			
1	Grants revenue update	115,000	-
2	SLC bus service revenue update	(332,000)	-
3	Sales Tax HB430 update	(3,500,000)	-
4	Sales Tax forecast update	(8,163,000)	-
5	Electric rate increases	-	1,900,000
6	Operator Trainee increase (incl. FTE)	-	527,000
7	Grants expense update	-	86,500
8	Vanpool insurance costs	-	80,000
9	Communication reorganization (incl. FTE)	-	30,000
10	Accounting: 2.5 FTE move to Capital	-	(267,000)
11	Contribution to Reserves update	-	(552,000)
12	Debt Service update	-	(5,687,000)
Total Changes		\$ (11,880,000)	\$ (3,882,500)
		\$ 638,487,000	\$ 644,663,500


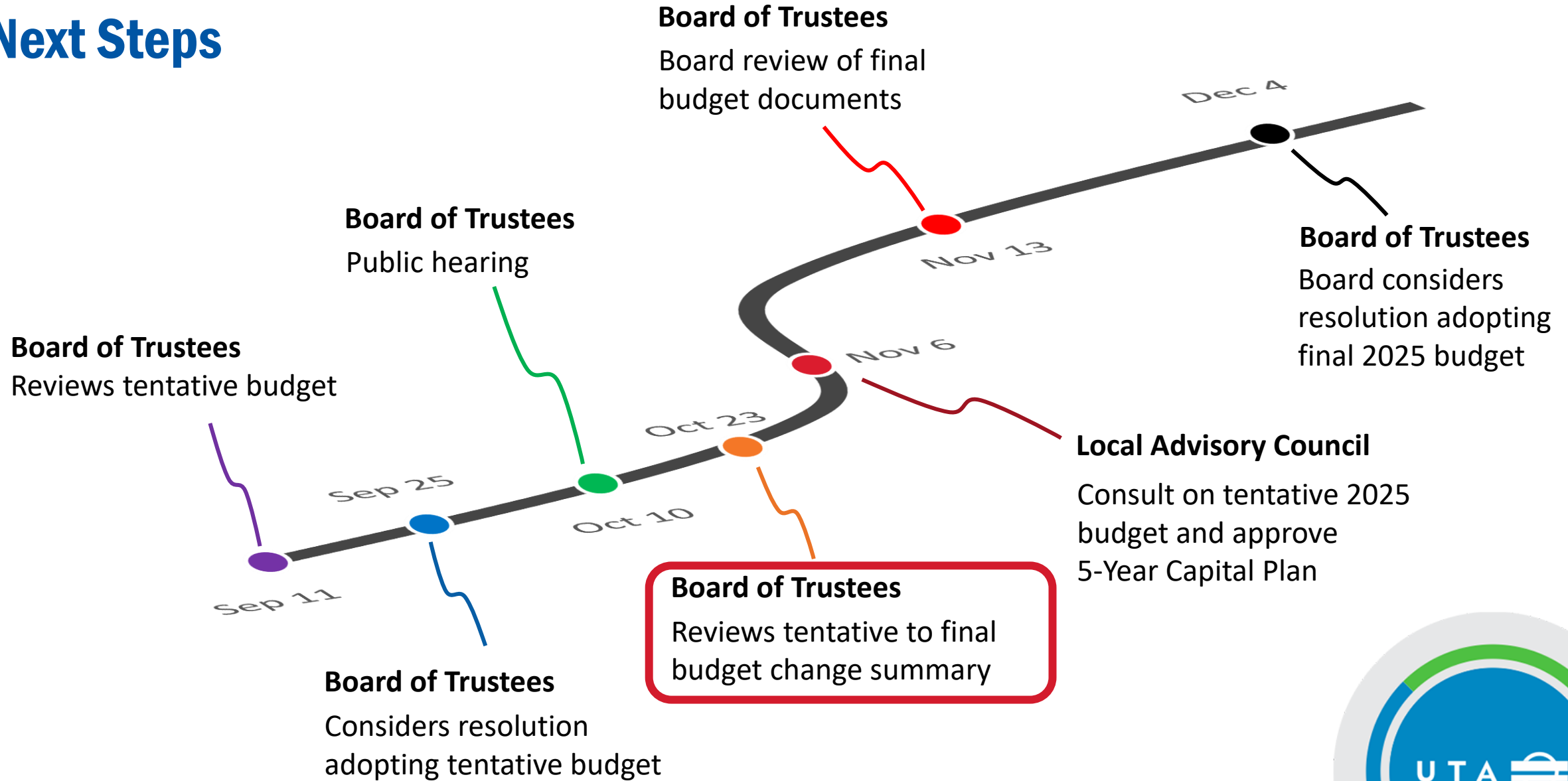


2025 Operating Budget Adjustments

		Revenue	Expense
Changes With No Fiscal Impact		\$ 638,487,000	\$ 644,663,500
Adjustment Item			
1	Operations expense move to detail (incl. FTE)	-	-
2	Attorney General office staffing (budget shift)	-	-
3	Capital Carryforward	-	-
4	Microtransit fuel cost shift	-	-
Total Adjustments		\$ -	\$ -
		\$ 638,487,000	\$ 644,663,500



Next Steps



Questions?



Other Business

- a. Next Meeting: Wednesday, November 13, 2024, at 9:00 a.m.



Closed Session

- a. Strategy Session to Discuss the Purchase, Exchange, or Lease of Real Property AND Collective Bargaining



Recommended Action

(by acclamation)

Motion for a closed session to discuss the Purchase, Exchange, or Lease of Real Property AND Collective Bargaining



Closed Session



Open Session



Adjourn

