

# **TBA2022-04-01 – Technical Budget Adjustment for Capital Budget and 2021 Carryover Report**



# Summary of Budget Request

Request seeks to:

- Provide information and detail on the 2021 Budget Authority Carryforward process and resulting Carryforward
- Request a Technical Budget Adjustment for project shortfalls
- Provide Resulting Budget Authority Summary of Carryforward and Technical Budget Adjustment for 2022 Capital Budget



# 2021 Carryforward Summary

| Capital Program Name   | 2021 Carryforward to 2022 | 2021 Carryforward to Out Years | 2021 Carryforward Total |
|------------------------|---------------------------|--------------------------------|-------------------------|
| Asset Management       | \$30,864,000              | \$7,318,000                    | \$38,182,000            |
| Capital Projects       | \$56,023,000              | \$30,268,000                   | \$86,291,000            |
| Information Technology | \$1,730,000               | \$14,386,000                   | \$16,116,000            |
| Safety & Security      | \$820,000                 | \$264,000                      | \$1,084,000             |
| Miscellaneous          | <u>\$8,886,000</u>        | <u>\$3,089,000</u>             | <u>\$11,975,000</u>     |
| <b>Grand Total</b>     | <b>\$98,323,000</b>       | <b>\$55,325,000</b>            | <b>\$153,648,000</b>    |



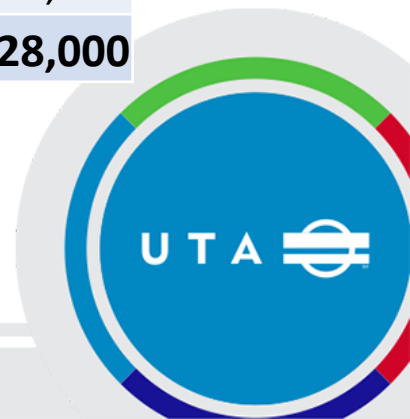
## 2022 Budget Impact from Carryover

| Capital Program Name     | Current 2022 Budget  | 2021 Carryover      | 2022 Budget Authority |
|--------------------------|----------------------|---------------------|-----------------------|
| Asset Management         | \$72,338,000         | \$30,864,000        | \$103,202,000         |
| Capital Projects         | \$138,695,000        | \$56,023,000        | \$194,718,000         |
| Information Technology   | \$13,615,000         | \$1,730,000         | \$15,345,000          |
| Safety & Security        | \$2,068,000          | \$820,000           | \$2,888,000           |
| Property/TOD/Real Estate | \$3,290,000          | \$0                 | \$3,290,000           |
| Miscellaneous            | <u>\$1,763,000</u>   | <u>\$8,886,000</u>  | <u>\$10,649,000</u>   |
| <b>Grand Total</b>       | <b>\$231,769,000</b> | <b>\$98,323,000</b> | <b>\$330,092,000</b>  |



## Completed/ Eliminated Projects

| Project Name                              | 2021 Carryforward Eliminated |
|---|------------------------------|
| U of U EOL                                | \$0                          |
| FR Snowmelt System Replacement            | \$50,000                     |
| JRSC Restroom                             | \$120,000                    |
| Warm Springs Upgrades/Expansion           | \$1,720,000                  |
| 5600 West/4500 S EOL                      | \$3,000,000                  |
| Fort Union EOL                            | \$3,000,000                  |
| Electronic Fare Collection Maint & Repair | \$5,039,000                  |
| Rail TVM SGR- PCI Compliance              | \$7,800,000                  |
| <b>Completed Total (Positive)</b>         | <b>\$19,728,000</b>          |



# 2021 Project Overruns

| Project Name                          | 2021 Overage Amount |
|---------------------------------------|---------------------|
| Total Overruns                        | -\$1,520,000        |
| Overruns absorbed by 2022 Budgets     | \$1,130,000         |
| Overruns not absorbed by 2022 Budgets | \$390,000           |



# Net Impact (Completed/Eliminated – Overruns)

| Project Totals                                   | Impact to Budget Authority |
|--|----------------------------|
| Completed/Eliminated (Positive)                  | \$19,728,000               |
| 2021 Overruns (Negative)                         | -\$1,520,000               |
| <b>Net Impact to Budget Authority (Positive)</b> | <b>\$18,208,000</b>        |



# Carryforward Summary

Total Carryforward Request is for approximately \$98,224,000

- Projects with the top five highest request amounts make up about \$50.2M of that request

| Project Code/Project Name                | 2021 Carryover Sum |
|--|--------------------|
| MSP185- Ogden/Weber State University BRT | 21,764,010         |
| REV211- Bus Replacement                  | 13,680,118         |
| MSP205- TIGER Program of Projects        | 6,473,147          |
| MSP247- Light Rail Seat Replacement      | 4,145,400          |
| MSP102- Depot District                   | 4,132,150          |
| <b>Total</b>                             | <b>50,194,825</b>  |




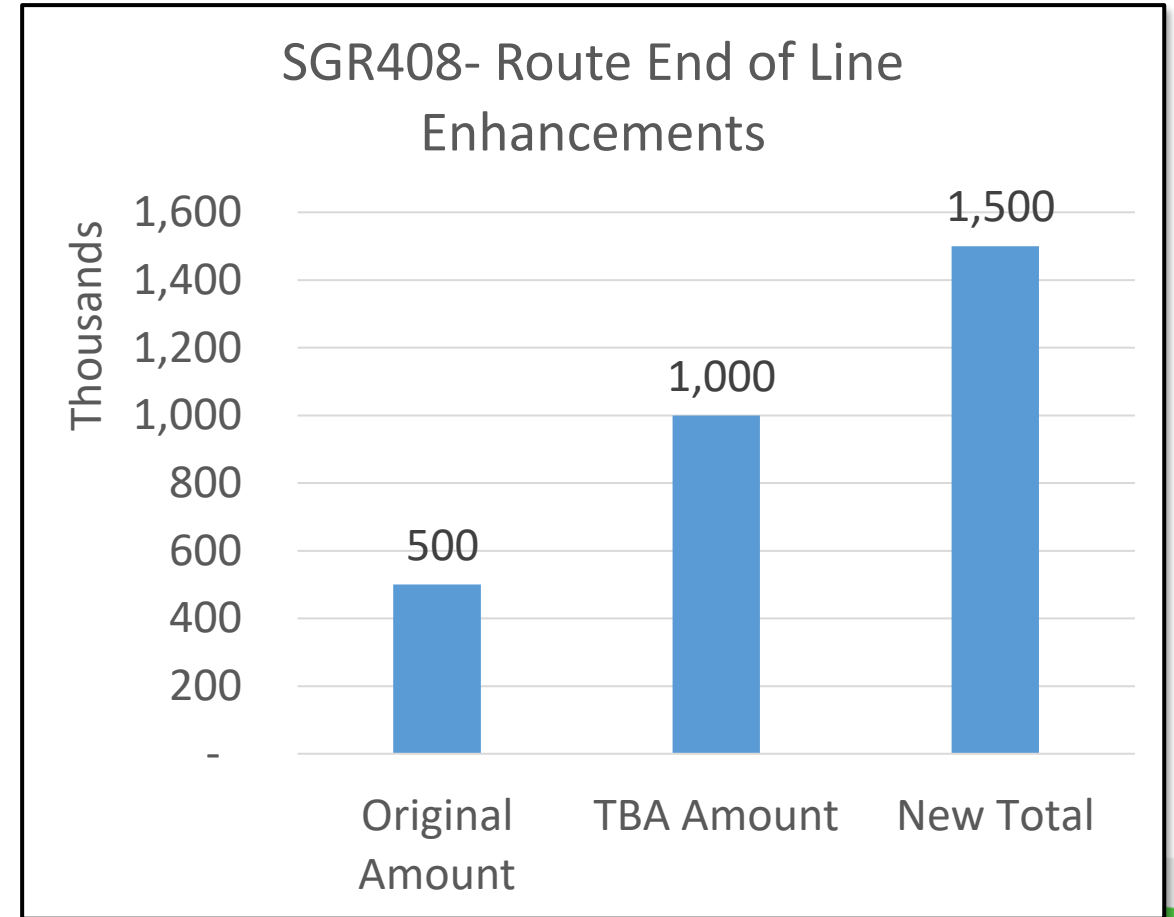
# Correction from Previous Technical Budget Adjustment

- The February 23 2022 technical budget adjustment adopted by the Board was inaccurate. Tooele Bus Facility and Meadowbrook Expansion advance carryforward requests were overstated in the February request. This request corrects those overstatements.
- Carryforward estimates were too high. This estimate pre-dated the final book closing for 2021. Project expenses were higher in 2021 than anticipated. This reduced the available Carryforward amount.
- Meadowbrook presented as \$1.82 Million. New total \$1.80 million.
- Tooele Bus Facility presented as \$1.69 Million. New total prior to TBA being requested today is \$1.36 Million.



# SGR408- Route End of Line Enhancements

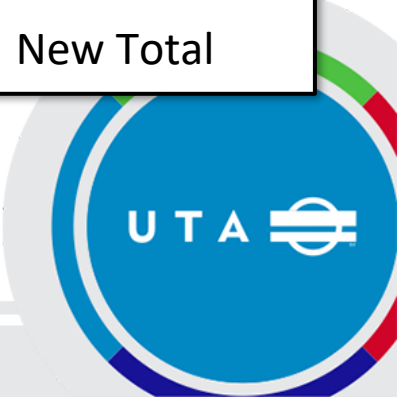
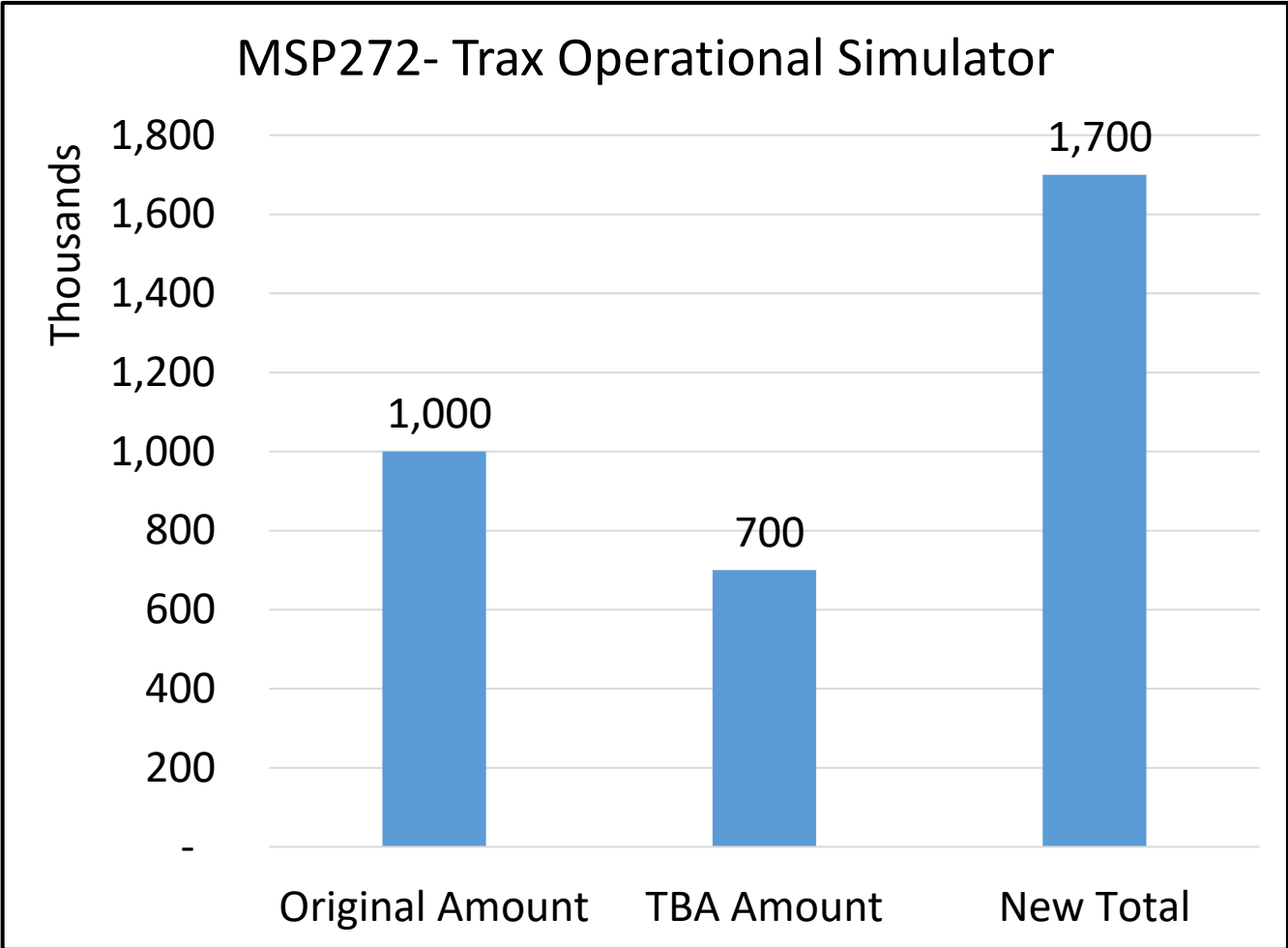
- Adjustment allows UTA to fulfill commitment to participate in the Orange Street EOL facility construction with Salt Lake City
- Moves 1 million from contingency to this project



# MSP272- Trax Operational Simulator

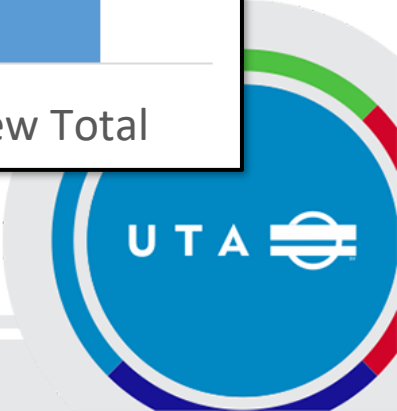
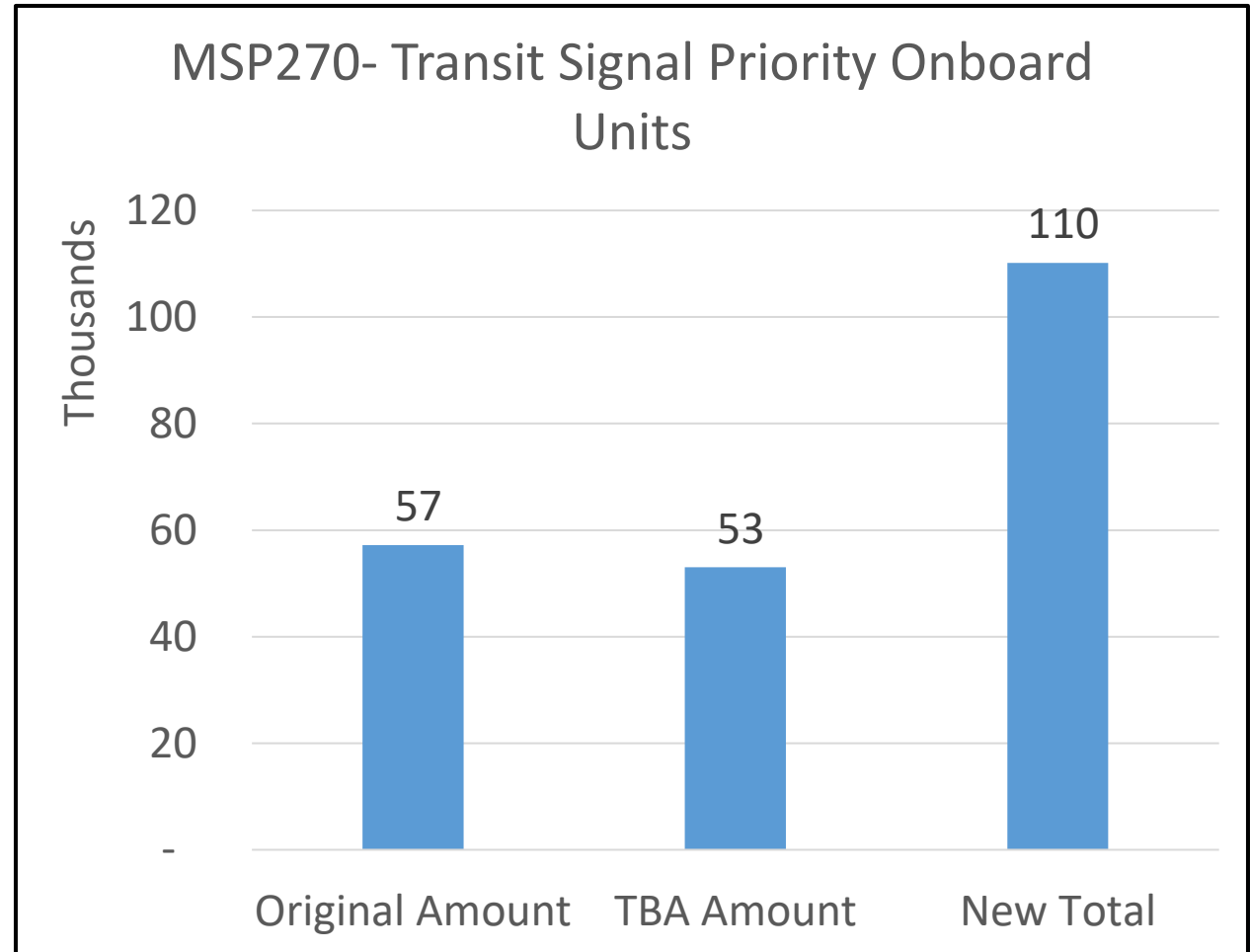
UTAH TRANSIT AUTHORITY

- Early request based on FrontRunner Simulator cost
- Light Rail simulator is more complex, adding to cost
- Additional funds allows for an additional simulator which would increase training efficiency.
- Also provides additional rendering capabilities to provide operators more real-life experience while training



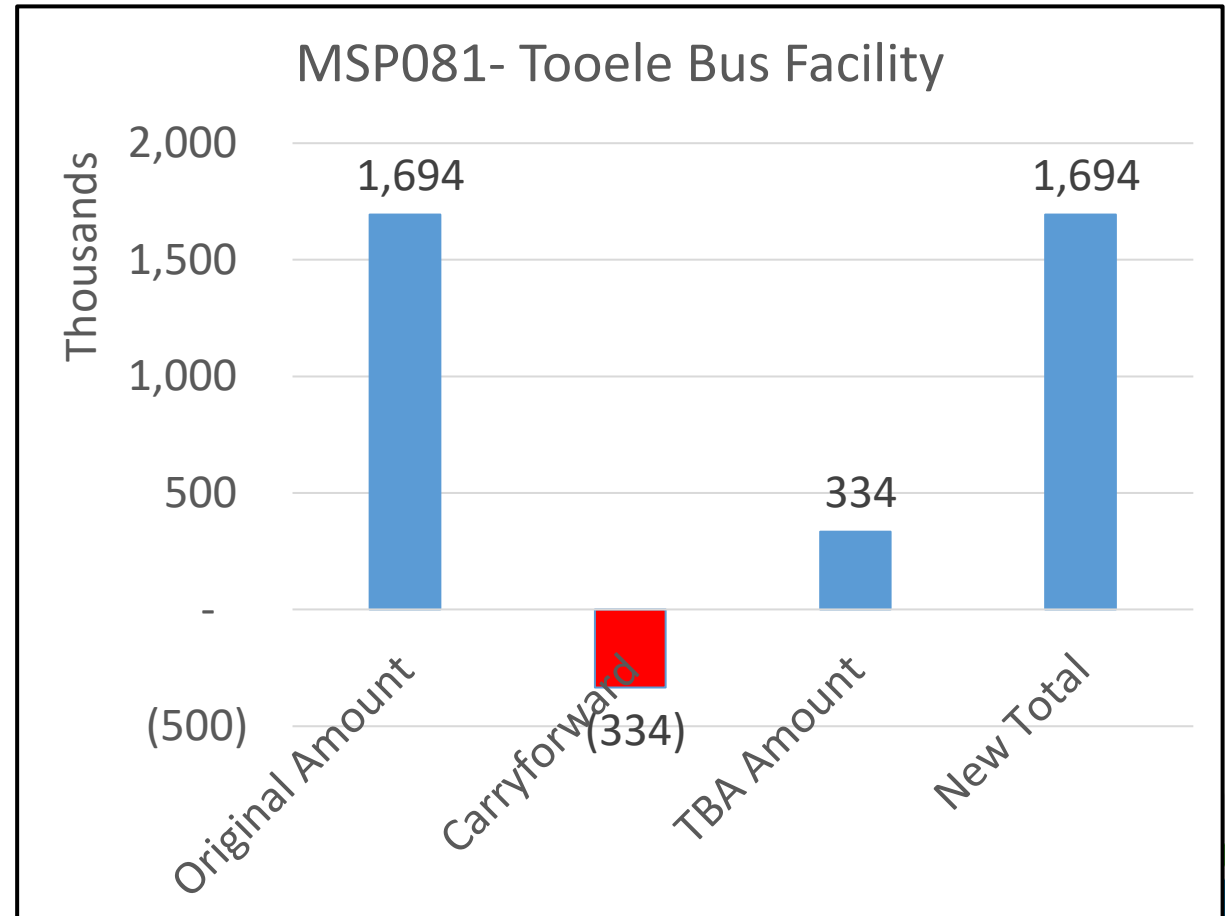
# MSP270- Transit Signal Priority Onboard Units

- Costs for units have effectively doubled since request was submitted
- Additional funding needed to cover additional costs



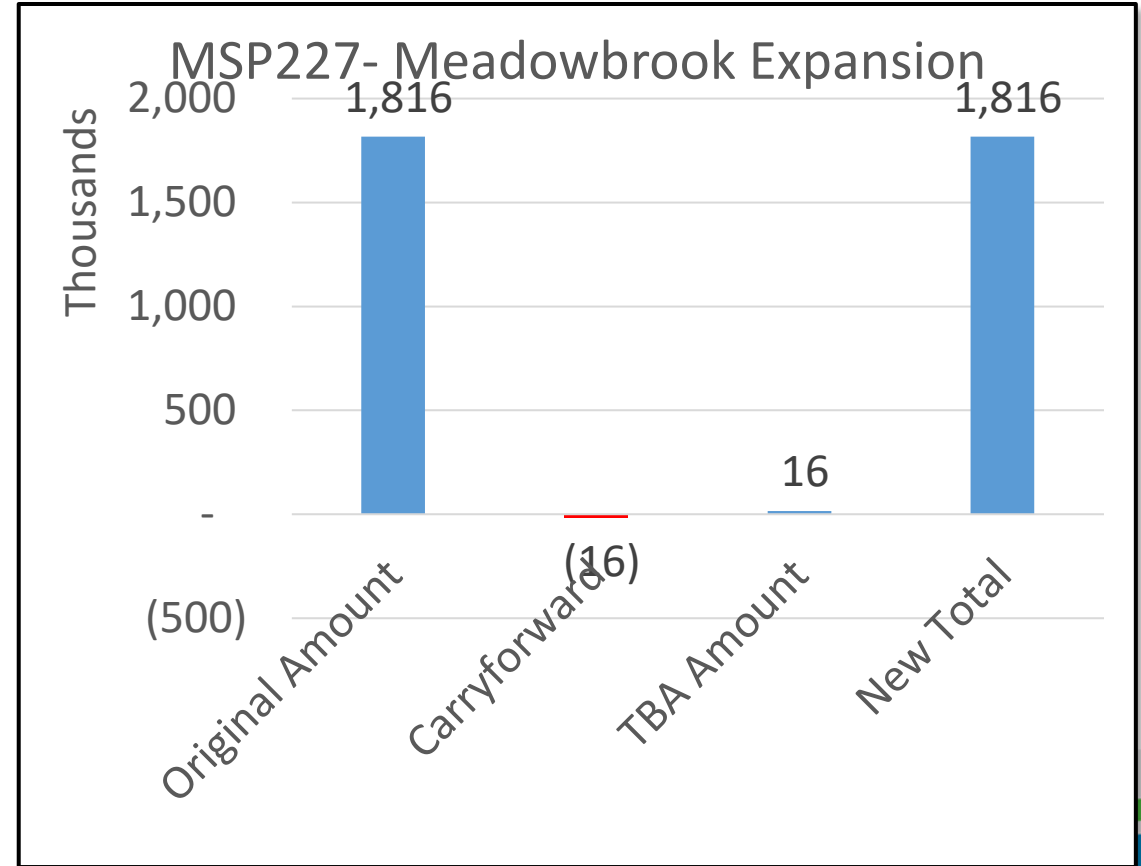
# MSP081- Tooele Bus Facility

- Previous Carryforward was overstated due to an unexpected accrual during February Technical Budget Adjustment
- Seeks to backfill gap from Contingency to properly account for original budget request
- Change order is to address electrical concerns we were hoping to avoid. Can no longer avoid the upgrades needed to complete project.



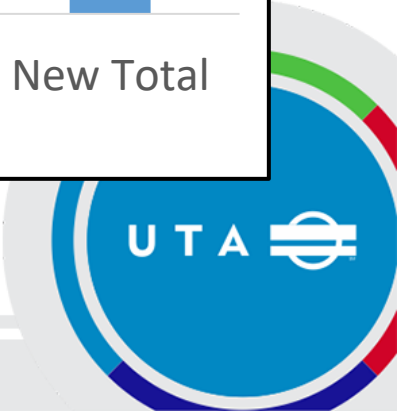
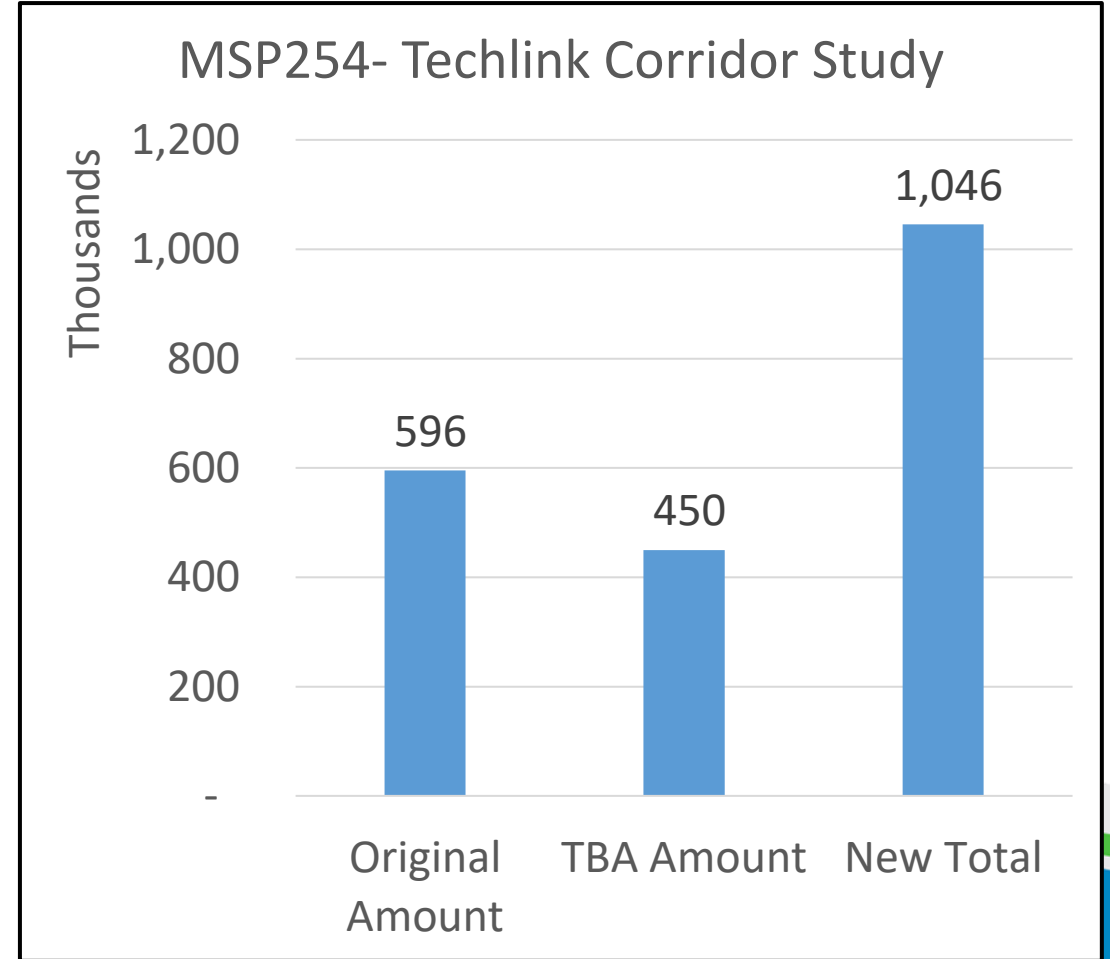
# MSP227- Meadowbrook Expansion

- Carryforward was overstated at previous presentation by \$16,000
- Seeks to backfill the discrepancy from Contingency to adjust budget properly back to previously requested amount

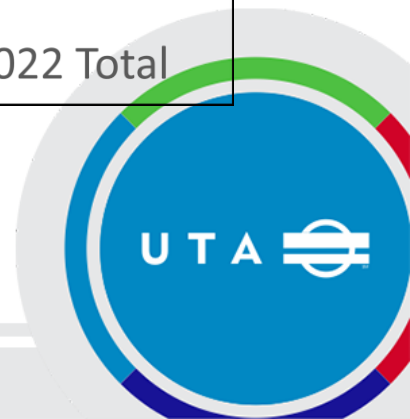
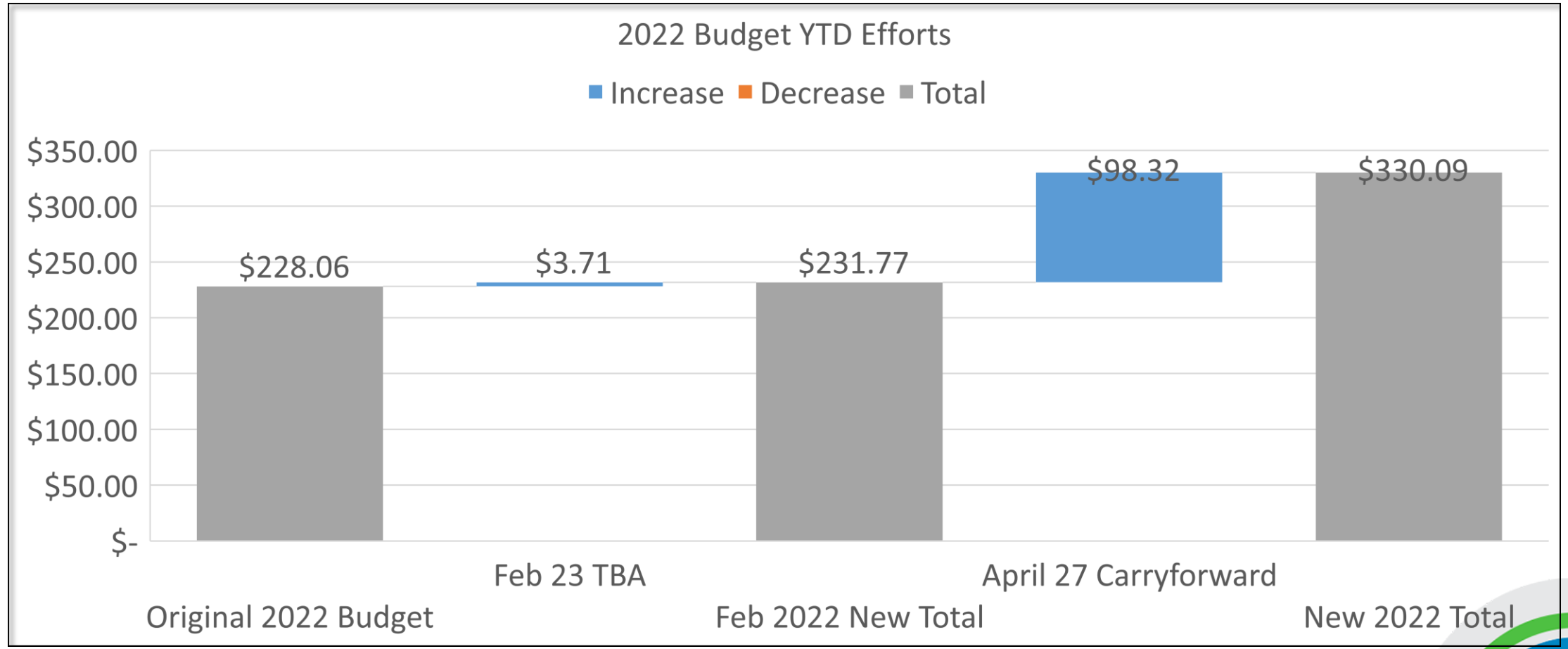


# MSP254- Techlink Corridor Study

- Effort consolidates two existing projects in capital budget that are the same project, MSP254 & NP-69
- MSP254 previously had a different name, Greenline Reconfig and was renamed to Techlink Corridor Study this year
- NP-69 was submitted under Techlink name but due to it being named different, it wasn't caught
- Request is to consolidate the two projects under the MSP254 Project Code
- \$450,000 TBA amount in chart is amount currently in 2022 budget for NP-69. Original \$596,000 amount is from the carryforward request



# Summary of Efforts- YTD



# Summary of all Financials

| 2022 Current Budget | 2021 Carryover Sum | Technical Budget Adjustment | Total 2022 Budget Authority |
|---------------------|--------------------|-----------------------------|-----------------------------|
| 231,769,000         | 98,324,000         | Net result of 0             | 330,092,000                 |

Remaining Available Contingency amount is \$1.95 million.



# Questions?

