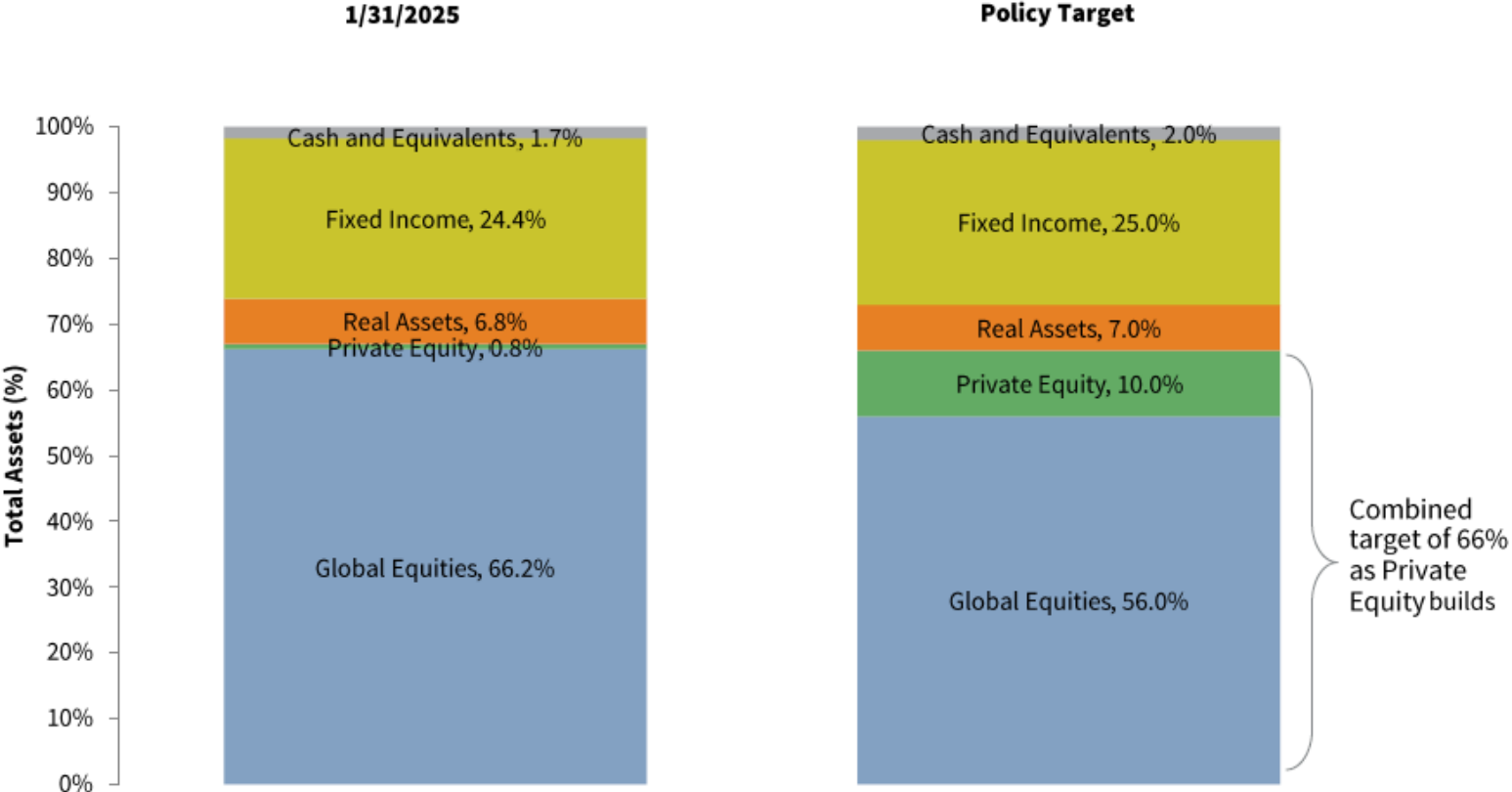


Pension Committee Report



Current Allocations and Policy Targets



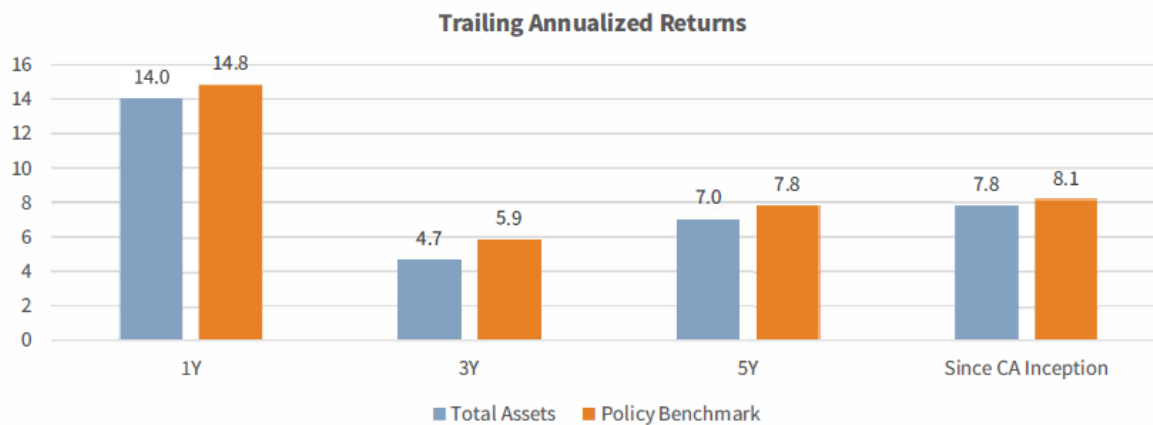
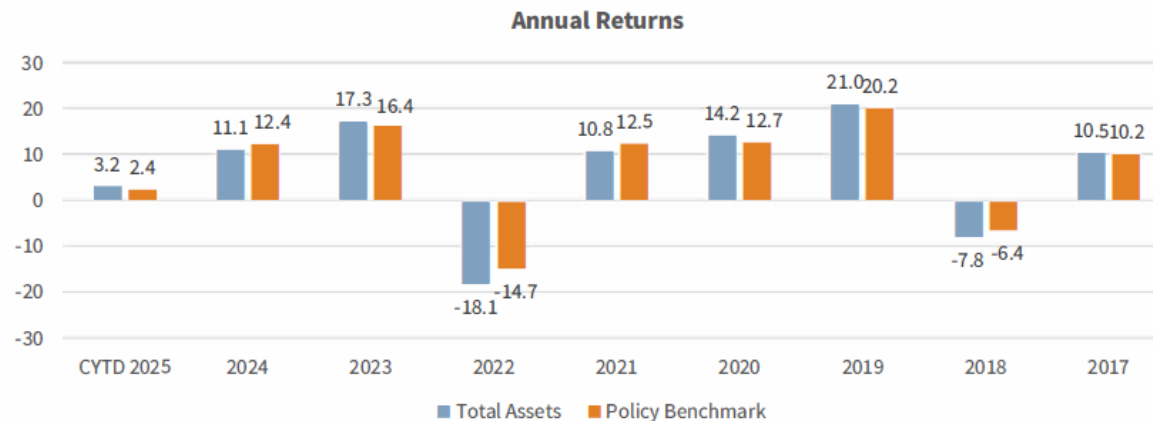
KEY PORTFOLIO STATISTICS AS OF 1/31/2025	
TOTAL ASSETS	\$365,031,683
LIQUIDITY 1-MONTH OR LESS (%)	98.1%



Annual Returns

Long-term performance remains strong

As of January 31, 2025



Asset Class Performance

Asset Class Performance

As of January 31, 2025

	MARKET VALUE 1/31/25 (\$MM)	ALLOCATION (%)	TRAILING 1-YEAR % RETURN	TRAILING 5-YEAR % RETURN	SINCE CA INCEPTION % RETURN
TOTAL ASSETS	\$365.0	100.0%	14.0	7.0	7.8
<i>POLICY BENCHMARK</i>			<i>14.8</i>	<i>7.8</i>	<i>8.1</i>
GLOBAL EQUITIES	\$241.8	66.2%	19.4	10.5	11.0
<i>MSCI ALL COUNTRY WORLD INDEX (NET)</i>			<i>20.7</i>	<i>11.0</i>	<i>11.1</i>
REAL ASSETS	\$24.9	6.8%	10.4	4.3	4.0
<i>REAL ASSETS DYNAMIC BENCHMARK</i>			<i>10.1</i>	<i>5.2</i>	<i>4.5</i>
FIXED INCOME	\$89.1	24.4%	2.4	-0.2	1.6
<i>BLOOMBERG AGGREGATE BOND INDEX</i>			<i>2.1</i>	<i>-0.6</i>	<i>1.1</i>
CASH & EQUIVALENTS	\$6.3	1.7%	5.0	2.4	1.9
<i>91-DAY TREASURY BILL INDEX</i>			<i>5.2</i>	<i>2.5</i>	<i>2.0</i>

