

2023 Annual Transit-Oriented Communities Report and Real Estate Inventory



Annual Report to the

UTA Board of Trustees

In compliance with
Board of Trustees Policy No. 5.2 Section B

Transit-Oriented Communities Report and Real Estate Inventory

2023



Board of Trustees Policy 5.2

“The Executive Director must present an annual report to the Board of Trustees that includes an *inventory of real property* and a *summary of property acquisitions and dispositions* occurring since the previous year report. The Authority will classify real property as Transit Critical, Transit-Oriented Development, or Surplus.”



Real Estate Inventory

Land Area	2,384 acres
Properties	828 parcels
Licenses/Leases	3,256



Real Estate Inventory - Categories

Transit-Critical (TC)	2,283 acres
Transit-Oriented Development (TOD)	101 acres
Surplus (S)	0 acres



Real Estate Inventory – Summary of Acquisitions/Dispositions

Acquisitions	24.7 acres
Dispositions	18.9 acres
Net Increase	5.8 acres



Acquisitions




OGX Right-of-Way



Box Elder CO

Dispositions




Clearfield TOD

Annual TOD Report – Development Data



Completed or Under Construction	13 development phases
Residential	1,702 dwelling units (126 affordable)
Office	570,000 square feet
Retail/Commercial	50,000 square feet
Hotel	192 rooms



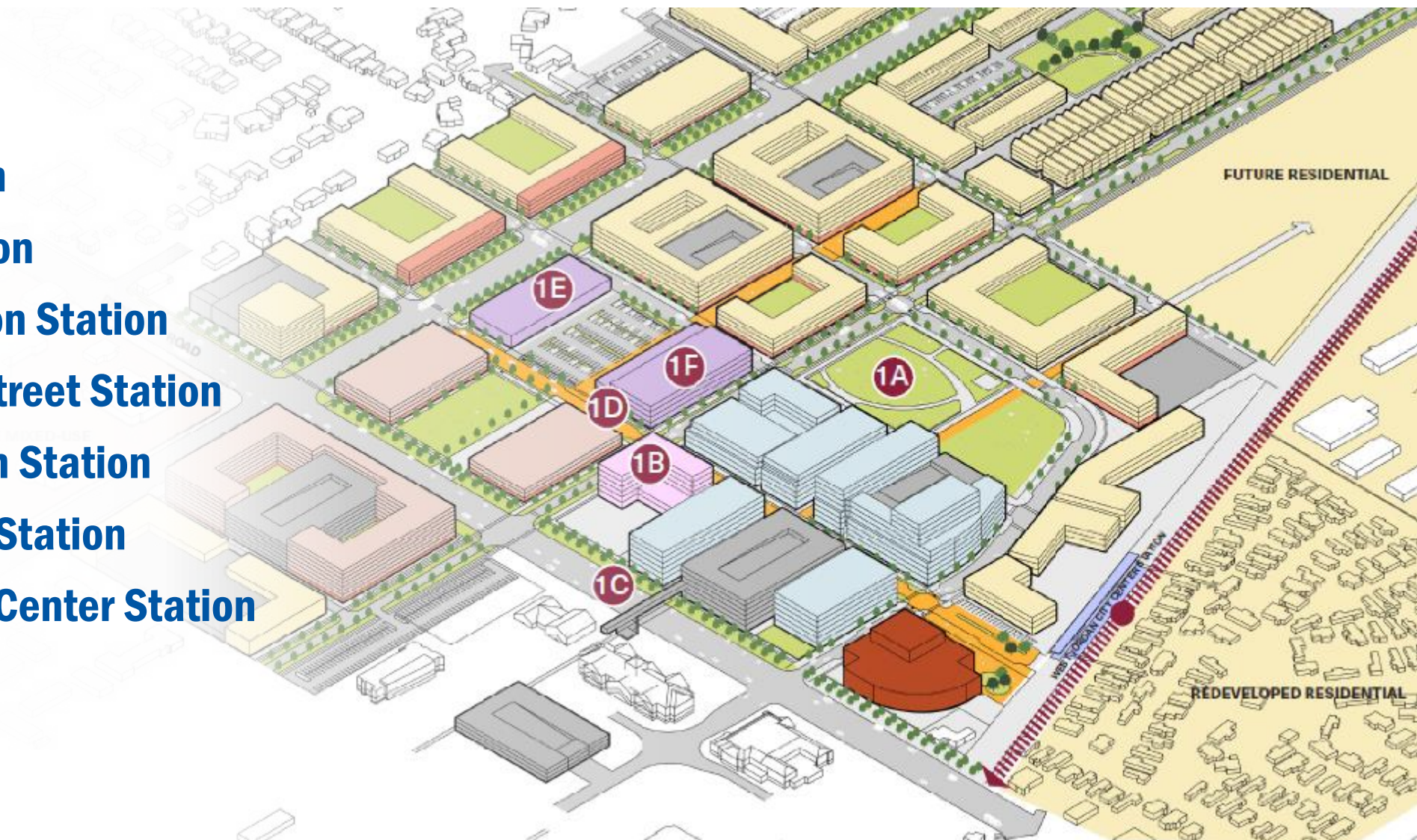
Annual TOD Report – Investment & Return

Private Investment	\$469 million
UTA Capital	\$44.3 million
UTA Return	\$49.6 million



Completed Station Area Plans

- Roy Station
- Clearfield Station
- Farmington Station
- Midvale Fort Union Station
- Midvale Center Street Station
- Bingham Junction Station
- Historic Gardner Station
- West Jordan City Center Station
- Lehi Central



UTAH TRANSIT AUTHORITY

Questions?

