

2026 Annual Service Plan




Table of Contents

1. Introduction.....2

1.1. Purpose.....2

1.2. Scope2

2. Reference Documents3

3. Review and Approval3

4. UTA Baseline Services.....4

5. UTA Seasonal Services.....6

6. Service Span Standards7

7. Headway Standards.....7

8. UTA Triennial Change Days7

9. 2026 Service Changes8

10. Miles, Hours, Blocks, and Runs.....9

11. Holiday Service Levels10

12. Planned Service Disruptions.....11

12.1. Major Events.....11

12.2. 2026 Major Events Summary11

12.3. Minor Events.....13

12.4. 2026 Minor Events Summary13

13. State of Good Repair (SGR) Projects14

1. Introduction

The Annual Service Plan serves as the Utah Transit Authority's (UTA) formal process for planning, evaluating, and approving annual modifications to the agency's transit services. The Annual Service Plan ensures that UTA delivers responsive, efficient, and equitable service changes aligned with strategic goals, community needs, and resource availability.

1.1. Purpose

The purpose of the Annual Service Plan is to:

- Identify, develop, and document proposed annual changes to UTA's Baseline Service for implementation on scheduled Change Days.
- Ensure all proposed service changes are operationally feasible and financially sustainable through alignment with the annual budget process.
- Maintain consistency with the Five-Year Service Plan, while allowing for timely adjustments based on new information, ridership trends, community input, or funding changes.
- Meet all federal compliance requirements, including conducting public hearings and performing Title VI Service Equity Analyses for all Major Service Changes.
- Facilitate transparent decision-making by requiring Board of Trustees approval for the plan, any amendments, and associated Title VI findings.

1.2. Scope

The Annual Service Plan includes:

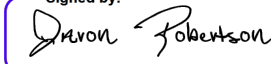



- A review and update of the most recent Five-Year Service Plan to identify near-term service modifications.
- Detailed service information for each proposed service change.
- A resolution by the UTA Board of Trustees to adopt the Annual Service Plan and authorize implementation of approved changes.

2. Reference Documents

Cross Reference
UTA Board of Trustees Policy No. 3.2: Service Planning
UTA Moves 2050: Utah Transit Authority Long-Range Transit Plan
2025 – 2029 UTA Five-Year Service Plan
UTA Service Design Standards
UTA Five-Year Capital Plan
Wasatch Front Regional Transportation Plan 2023 - 2050
Mountain Land Association of Governments TransPlan 50

3. Review and Approval

The 2026 UTA Annual Service Plan was reviewed and approved on July 16, 2025, by:

Position	Signature/ Initial	Date
Jaron Robertson Planning Director	<div>Signed by: </div>	7/16/2025
David Hancock Chief Capital Services Officer	<div>Review </div>	7/16/2025
Andres Colman Chief Operations Officer	<div>Review </div>	7/16/2025
Nichol Bourdeaux Chief Planning & Engagement Officer	<div>Signed by: </div>	7/16/2025

4. UTA Baseline Services

Route	Route Name	Service Type	Tier of Service
1	Rose Park/South Temple	Frequent Bus	Tier 1
2	200 South	Frequent Bus	Tier 1
4	400 South/Foothill Drive	Local Bus	Tier 2
9	900 South	Frequent Bus	Tier 1
F11	11th Ave Flex	Flex Bus	Tier 3
17	1700 South	Local Bus	Tier 3
21	2100 South-2100 East	Frequent Bus	Tier 1
33	3300 South	Frequent Bus	Tier 1
35	3500 South	Frequent Bus	Tier 1
39	3900 South	Frequent Bus	Tier 1
45	4500 South	Local Bus	Tier 2
47	4700 South	Local Bus	Tier 2 +
54	5400 South	Local Bus	Tier 2
62	6200 South	Local Bus	Tier 3
72	7200 South	Local Bus	Tier 2
F94	Sandy Flex	Flex Bus	Tier 3
126	12600 South	Local Bus	Tier 3
200	State Street North	Frequent Bus	Tier 1
201	State Street South	Local Bus	Tier 2
F202	Bingham Junction Flex	Flex Bus	Tier 2
205	500 East	Local Bus	Tier 2
209	900 East	Frequent Bus	Tier 1
213	1300 East	Local Bus	Tier 2
217	Redwood Road	Frequent Bus	Tier 1
218	Sandy - South Jordan	Local Bus	Tier 2
219	South Redwood Road	Local Bus	Tier 3
220	Highland Drive-1100 East	Local Bus	Tier 2
223	2300 East-Holladay Blvd	Local Bus	Tier 3
227	2700 West	Local Bus	Tier 3
F232	3200 W Flex	Flex Bus	Tier 3
240	4000 West-Dixie Valley	Local Bus	Tier 2
248	4800 West	Local Bus	Tier 3
417	Redwood Road Intercounty	Local Bus	Tier 3
451	Tooele - Salt Lake	Limited Stop	Tier 4
F453	Tooele-SLC Flex	Flex Bus	Tier 2
455	U of U-Davis County-WSU	Local Bus	Tier 3
470	Ogden-Salt Lake Intercity	Local Bus	Tier 2
472	Riverdale-Salt Lake Express	Commuter Express	Tier 4
473	Ogden-Salt Lake Express via Highway 89	Commuter Express	Tier 4
IMZ 501	South Salt Lake County	On-Demand	Tier 2

IMZ 502	West Salt Lake	On-Demand	Tier 1
IMZ 541	Tooele Valley	On-Demand	Tier 3
IMZ 561	South Davis	On-Demand	Tier 3
IMZ 581	West Provo	On-Demand	Tier 2
509	900 W Shuttle	Local Bus	Tier 2
513	Industrial Business Park Shuttle	Limited Stop	Tier 4
F514	Jordan Gateway Flex	Flex Bus	Tier 3
F525	Midvale Flex	Flex Bus	Tier 2
551	International Center	Peak Hour Shuttle	Tier 4
F556	5600 W Flex	Flex Bus	Tier 2
F570	7000 S Flex	Flex Bus	Tier 3
F578	7800 S Flex	Flex Bus	Tier 2
F590	9000 S Flex	Flex Bus	Tier 2
601	Ogden Trolley	Circulator	Tier 2
602	Wildcat Shuttle	BRT	Tier 2
603X	Ogden Express (OGX)	BRT	Tier 1
604	West Ogden	Local Bus	Tier 3
612	Washington Blvd	Frequent Bus	Tier 1
613	Weber Industrial Park	Local Bus	Tier 3
F618	Ogden BDO Flex	Flex Bus	Tier 2
F620	West Haven Flex	Flex Bus	Tier 2
625	ATC - Harrison Blvd - WSU	Local Bus	Tier 3
626	West Roy - Clearfield Station	Local Bus	Tier 3
627	WSU Davis-DTC	Local Bus	Tier 2
628	Layton Westside	Local Bus	Tier 2
630	Brigham City-Ogden Comm	Local Bus	Tier 3
F638	The Brigham City	Flex Bus	Tier 3
640	Layton Hills Mall - WSU Ogden Camp	Local Bus	Tier 3
645	Monroe Blvd	Local Bus	Tier 3
667	Lagoon/Station Park Shuttle	Circulator	Tier 2
701	TRAX Blue Line	LRT	Tier 1
703	TRAX Red Line	LRT	Tier 1
704	TRAX Green Line	LRT	Tier 1
720	S-Line	Streetcar	Tier 1
750	FrontRunner	Regional Rail	Tier 2
805	Santaquin-Payson-Spanish Fork-Provo Stat.-UVU	Commuter Express	Tier 4
806	Eagle MTN-Saratoga Springs-Lehi Station-UVU	Commuter Express	Tier 4
807	North County-Lehi Station-UVU	Commuter Express	Tier 4
821	South County - Provo Station	Local Bus	Tier 2
822	South Utah County-BYU-UVU Limited	Commuter Express	Tier 4
823	Spanish Fork-Springville-Provo Station	Local Bus	Tier 2
830X	Utah Valley Express (UVX)	BRT	Tier 1
831	Provo Grandview	Local Bus	Tier 2

833	Airport - Provo Station	Local Bus	Tier 3
834	Riverwoods - Provo Station	Local Bus	Tier 2
850	State Street	Frequent Bus	Tier 1
862	Orem East-West	Local Bus	Tier 2
871	Tech Corridor Rail Connector	Local Bus	Tier 3
Paratransit	Paratransit Services	Paratransit	N/A

5. UTA Seasonal Services

Route	Route Name	Service Type	Tier or Service
674	Powder Mountain	Seasonal Recreation Service	Tier 4
675	Snowbasin Ski Service	Seasonal Recreation Service	Tier 4
677	Layton Snowbasin Ski Service	Seasonal Recreation Service	Tier 4
880	Sundance Ski Service	Seasonal Recreation Service	Tier 4
972	Midvale Ft Union Station To Solitude Brighton	Seasonal Recreation Service	Tier 4
994	Historic Sandy Station To Snowbird Alta	Seasonal Recreation Service	Tier 4
CS1 / CS2	Midvale Ft. Union Station to Snowbird & Alta	Seasonal Recreation Service	Tier 4

6. Service Span Standards

	Weekdays	Saturdays	Sundays
Tier 1	4:00 am to 12:00 am	4:00 am to 12:00 am	6:00 am to 9:00 pm
Tier 2	6:00 am to 9:00 pm	6:00 am to 9:00 pm	No Service
Tier 3	6:00 am to 9:00 pm	No Service	No Service
Tier 4	Varies	Varies	Varies

7. Headway Standards

	Weekdays	Saturdays	Sundays
Tier 1	15 minutes from 6:00 am to 7:00 pm 30 minutes from other time periods	15 minutes from 6:00 am to 7:00 pm 30 minutes from other time periods	30 minutes
Tier 2	30 minutes	60 minutes	None
Tier 3	60 minutes	None	None
Tier 4	Varies	Varies	Varies

8. UTA Triennial Change Days

2026 Change Days		
April 2026 Change Day	4/12/2026	Planned Service Changes
August Change Day	8/16/2026	No Planned Service Changes
November Change Day	11/22/2026	Planned Service Changes

UTA conducts major and minor service and schedule adjustments three times per year. Generally, major service changes take place during the April Change Day. Potential schedule changes and adjustments are identified from several sources, evaluated, and selected for inclusion in each Change Day by UTA's Service Delivery Unit.

9. 2026 Service Changes

January 2026	
IMZ 502: SLC West Side on Demand	Increase Miles and Hours

April 2026 Change Day	
Route	Change Description
39	Route Modification
47	Route Modification
50X: MVX	New Mid-Valley Express Bus Rapid Transit (BRT) Service
227	Route Modification & Improved Frequency
674	Suspend Service: Power Mountain Ski Service
675	Suspend Service: Snow Basin Ski Service
677	Suspend Service: Layton Snow Basin Ski Service
880	Suspend Service: Sundance Ski Service
972	Suspend Service: Midvale Ft. Union Station to Solitude & Brighton
974	Suspend Service: Historic Sandy Station to Snowbird & Alta
CS1/CS2	Suspend Service: Midvale Ft. Union Station to Snowbird & Alta

August 2026 Change Day	
Route	Change Description
No Changes	N/A

November 2026 Change Day	
Route	Change Description
205	End Long-Term Detour: Resume Normal Service
223	End Long-Term Detour: Resume Normal Service
667	Farmington Trolley: Discontinue Service
674	Resume Service: Power Mountain Ski Service
675	Resume Service: Snow Basin Ski Service
677	Resume Service: Layton Snow Basin Ski Service
880	Resume Service: Sundance Ski Service
972	Resume Service: Extended Hrs., Midvale Ft. Union Station to Solitude & Brighton
974	Resume Service: Historic Sandy Station to Snowbird & Alta
CS1/CS2	Resume Service: Midvale Ft. Union Station to Snowbird & Alta

Note: Long-term route detours may arise throughout the year which are not currently known due to construction projects or other events. Detours lasting longer than a single Change Day period are planned by Service Planning and implemented as part of the change day process. Short-term detours are managed and implemented through the agency's Service Delivery functions.

10. Miles, Hours, Blocks, and Runs

Route 50X: MVX Implementation												
Route	Existing Annual Miles	Existing Annual Hours	Existing Blocks	Existing Runs	New Annual Miles	New Annual Hours	New Blocks	New Runs	Annual Miles Delta	Annual Hours Delta	Blocks Delta	Runs Delta
39	541,437	45,856	8	22	486,418	39,273	7	19	-55,019	-6,583	-1	-3
47	374,939	30,749	6	15	364,846	27,032	5	13	-10,093	-3,717	-1	-2
50X	0	0	0	0	382,877	30,990	5	15	382,877	30,990	5	15
227	46,362	3,351	1	3	161,780	11,040	3	5	115,418	7,689	2	3

Note: Route 50X implementation estimates are developed by UTA's Service Planning team using Remix planning software. Final miles, hours, blocks, and runs may vary, as UTA's Service Delivery Unit operationalizes the plan.

Route 667: Farmington Trolley Discontinuation												
Route	Existing Annual Miles	Existing Annual Hours	Existing Blocks	Existing Runs	New Annual Miles	New Annual Hours	New Blocks	New Runs	Annual Miles Delta	Annual Hours Delta	Blocks Delta	Runs Delta
667	87,277	4,946	2	2	0	0	0	0	-87,277	-4,946	-2	-2

Note: Route 667 miles, hours, blocks, and runs are based on Trapeze/Blockbuster reports from the 2024 calendar year.

11. Holiday Service Levels

Date	Holiday	TRAX & Street Car	Front Runner	Bus & Route Deviation	Para-transit	Seasonal Services (Ski)	On Demand
1/1/2026	New Year's Day	No Service	No Service	No Service	No Service	SUN	No Service
1/19/2026	Martin Luther King Day	WKD	SAT	SAT	SAT	SAT	SAT
2/16/2026	President's Day	WKD	SAT	SAT	SAT	SAT	SAT
5/25/2026	Memorial Day	WKD	SAT	SAT	SAT	SAT	SAT
6/19/2026	Juneteenth	WKD	WKD	WKD	WKD	WKD	WKD
7/3/2026	Independence Day (Observed)	WKD	SAT	SAT	SAT	SAT	SAT
7/4/2026	Independence Day	SAT	SAT	SAT	SAT	SAT	SAT
7/24/2026	Pioneer Day	WKD	SAT	SAT	SAT	SAT	SAT
9/7/2026	Labor Day	WKD	SAT	SAT	SAT	SAT	SAT
10/12/2026	Columbus Day Indigenous Peoples Day	WKD	WKD	WKD	WKD	WKD	WKD
11/11/2026	Veterans Day	WKD	WKD	WKD	WKD	WKD	WKD
11/26/2026	Thanksgiving Day	No Service	No Service	No Service	No Service	SUN	No Service
11/27/2026	The Day After Thanksgiving	WKD	SAT	SAT	SAT	SAT	SAT
12/24/2026	Christmas Eve	WKD	WKD	WKD	WKD	WKD	WKD
12/25/2026	Christmas Day	No Service	No Service	No Service	No Service	SUN	No Service
12/31/2026	New Year's Eve	WKD	WKD	WKD	WKD	WKD	WKD

WKD Means: Weekday service levels as defined within UTA's Service Span and Headway Standards

SAT Means: Saturday service levels as defined within UTA's Service Span and Headway Standards

SUN Means: Sunday service levels as defined within UTA's Service Span and Headway Standards

12. Planned Service Disruptions

Event Service has been developed based on currently known events. Additional service adjustments may be needed as new or unforeseen events arise throughout the year.

12.1. Major Events

A Major Event is an event where UTA needs to surge service levels to provide sufficient capacity for the anticipated additional ridership, and/or provide additional UTA staffing to mitigate the potential impacts the event may have.

There are four levels of Major Events:

- Major Events Requiring High-Level Surge Service: An event where anticipated ridership requires UTA to run a significant number of extra trains and/or buses to meet capacity needs.
- Major Events Requiring Mid-Level Surge Service: An event where anticipated ridership requires UTA to run a few extra trains and/or buses to meet capacity needs.
- Major Events Requiring Low-Level Surge Service: An event where anticipated ridership requires UTA add capacity by adding cars onto trains, but not run extra trains or buses to meet capacity needs.
- Major Events Requiring Special Staffing only (No Surge): An event where planned UTA service levels will meet capacity needs, but where UTA staffing is needed to mitigate potential impacts the event may have on safety, reliability, and/or UTA's operations.

Note: UTA plans capacity (the number of cars on each train, the number of trains, and the number of buses) based on UTA's Service Design Standards. UTA uses historic ridership data for a typical service day with no special events to project anticipated ridership for the day. Using that data and following UTA's Service Design Standards, capacity is planned to ensure that the passenger loading standards (the maximum desired number of riders per vehicle) are not exceeded, establishing the baseline service needed for the day.

UTA then determines if additional capacity is needed to support events based on historic and projected event ridership. If an event is anticipated to require additional UTA vehicles above the base line service to meet capacity needs, and/or if additional staffing above the base line staffing level is needed to mitigate the impacts of the event, the event is considered by UTA to be a major event.

12.2. 2026 Major Events Summary

Major Events Requiring High-Level Surge Service		
Event	Location	Date
Monster Jam	Rice-Eccles Stadium	May 2
AMA Supercross Championship	Rice-Eccles Stadium	May 9
Warriors over the Wasatch Air Show	Hill Airforce Base	June 27 – June 28
Stadium of Fire	LaVell Edwards Stadium	July 4
University of Utah Football	Rice-Eccles Stadium	September 3
Brigham Young University Football	LaVell Edwards Stadium	September 5
University of Utah Football	Rice-Eccles Stadium	September 12
Brigham Young University Football	LaVell Edwards Stadium	September 12

University of Utah Football	Rice-Eccles Stadium	September 19
University of Utah Football	Rice-Eccles Stadium	TBD
University of Utah Football	Rice-Eccles Stadium	TBD
University of Utah Football	Rice-Eccles Stadium	TBD
University of Utah Football	Rice-Eccles Stadium	TBD
Brigham Young University Football	LaVell Edwards Stadium	TBD
Brigham Young University Football	LaVell Edwards Stadium	TBD
Brigham Young University Football	LaVell Edwards Stadium	TBD
Brigham Young University Football	LaVell Edwards Stadium	TBD
Brigham Young University Football	LaVell Edwards Stadium	TBD

Major Events Requiring Mid-Level Surge Service		
Event	Location	Date
School Lagoon Days	Lagoon	May
LDS General Conference	LDS Conference Center	April 4 – April 5
Salt Lake City Marathon	Salt Lake City	April 25
Kilby Block Party	Salt Lake City Fairgrounds	May 14 – May 17
LDS General Conference	LDS Conference Center	Oct 3 – Oct 4

Major Events Requiring Low-Level Surge Service		
Event	Location	Date
Pride Festival / Parade	Library & Washington Squares	June 6 – June 7
Arts Festival	Library & Washington Squares	June 19 – June 21
Days of '47 / Pioneer Parade	Salt Lake City	July 24
DoTerra Convention	Salt Palace Convention Center	Sept 16 – Sept 19
Fan X Comic Convention	Salt Palace Convention Center	Sept 24 – Sept 26
State High School Play-offs	Rice-Eccles Stadium	November
Christmas Lights	Temple Square	December
Sports / Other Events	Delta Center	Jan. – Dec.
Sports / Other Events	Huntsman Center	Jan. – Dec.
Large Events (other than General Conference)	LDS Conference Center	Jan. – Dec.

Major Events Requiring Special Staffing only (No Surge)		
Event	Location	Date
Run SLC 5K Race	Salt Lake City	February 7
Run SLC 10K Race	Salt Lake City	March 7
Run SLC 15K Race	Salt Lake City	April 11
Lehi Roundup Rodeo	Lehi	June 24-27

12.3. Minor Events

A Minor Event is an event where UTA's baseline service and capacity is sufficient to meet anticipated ridership needs.

12.4. 2026 Minor Events Summary

Minor Events Requiring No Surge Service		
Event	Location	Date
Sports / Other Events	Maverik Center	Jan. – Dec.
Sports / Other Events	America First Field	Jan. – Dec.
Sports / Other Events	Ballpark at America First Sq.	Jan. – Dec.
Concerts / Events	Abravanel Hall	Jan. – Dec.
Concerts / Events	Eccles Theater	Jan. – Dec.
Concerts / Events	LDS Tabernacle / Assembly Hall	Jan. – Dec.
Concerts / Events	U of U Kingsbury Hall	Jan. – Dec.
Concerts / Events	U of U Pioneer Theater	Jan. – Dec.
Plays / Events	U of U Gardner Hall	Jan. – Dec.
Conventions with under 30,000 attendees	Salt Palace Convention Center	Jan. – Dec.
Conventions / Events	Mountain America Expo Center	Jan. – Dec.

13. State of Good Repair (SGR) Projects

SGR Project 1	
Mode	Light Rail Transit
Impacted Route(s)	701, 703, 704: TRAX Blue, Red, Green Lines
Project	2100 South Grade Crossing & Union Interlocking
Scope	<ul style="list-style-type: none"> ○ South grade crossing replacement ○ Union Interlocking: Replace running rail, frogs, restraining rail
Project Dates	TBD
Estimated Service Impact	7 Days
Service Impact	<ul style="list-style-type: none"> ○ Central Point Station Closed ○ Ball Park Station Closed
Bus Bridge	Bus bridge 1: Ballpark Station to Meadowbrook Station Bus bridge 2: Ballpark Station to River Trail Station

SGR Project 2	
Mode	Light Rail Transit
Impacted Route(s)	704: TRAX Green Line
Project	West Valley Grade Crossings & OCS Replacement / Repairs
Scope	<ul style="list-style-type: none"> ○ 1070 West grade crossing replacement ○ Chesterfield Street grade crossing replacement ○ Decker Lake Street grade crossing replacement ○ E-Center entrance road grade crossing replacement ○ 3360 South grade crossing replacement ○ 3500 South grade crossing replacement ○ 2320 South grade crossing replacement ○ Replacement of 5 pre-curve areas along West Valley TRAX line ○ Overhead Catenary System work along West Valley TRAX line
Project Dates	TBD
Estimated Service Impact	45 Days
Service Impact	<ul style="list-style-type: none"> ○ River Trail Station Closed ○ Redwood Junction Station Closed ○ Decker Lake Station Closed ○ West Valley Central Station Closed
Bus Bridge	Bus bridge 1: Central Point Station to West Valley Central

SGR Project 3	
Mode	Light Rail Transit
Impacted Route(s)	703: TRAX Red Line
Project	Tunnel and Quick Interlockings, Curve Improvements
Scope	<ul style="list-style-type: none"> ○ Rebuild Tunnel Interlocking, replace switches, rail and frogs ○ Realign and tamp curve between East 9th Avenue and 700 W ○ Rebuild Quick Interlocking, replace switches, rail and frogs
Project Dates	TBD
Estimated Service Impact	14 Days
Service Impact	<ul style="list-style-type: none"> ○ Bingham Junction Station Closed ○ Historic Gardner Station Closed ○ West Jordan City Center Station Closed
Bus Bridge	Bus bridge: Fashion Place Station to 2700 W Sugar Factory Station

SGR Project 4	
Mode	Light Rail Transit
Impacted Route(s)	704: TRAX Green Line
Project	Utah Department of Transportation (UDOT) maintenance work on the I-215 bridge over North Temple and the TRAX Green Line.
Scope	<ul style="list-style-type: none"> ○ No UTA maintenance work performed
Project Dates	TBD
Estimated Service Impact	3 weekends (Saturday and Sunday)
Service Impact	<ul style="list-style-type: none"> ○ North and South bound rails closed between 1940 W Station and Airport Station
Bus Bridge	Bus bridge: 1940 W Station and Airport Station

Note: SGR Projects are based on the best available information and identifying agency needs as defined within UTA's Transit Asset Management Plan and Five-Year Capital Budget. Planned SGR Projects are subject to change based on project stakeholder input, material procurement timelines, and other unforeseen factors. The final project development is coordinated and developed through UTA's Capital Development Services and the Planned Service Disruptions Committee.