

# Financial Report – June 2022



# Monthly Operating Financial Report

## June 2022

August 10, 2022

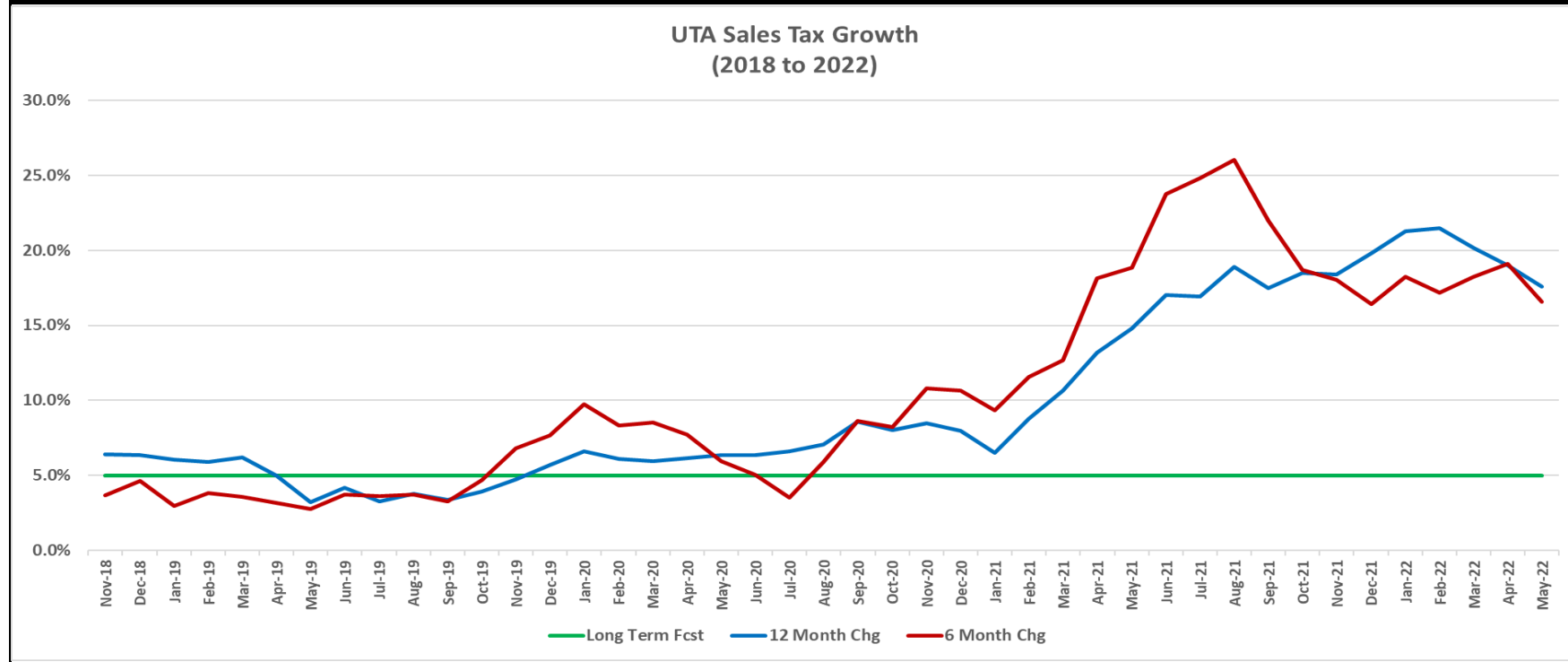


# UTA Board Dashboard

## June 2022

UTAH TRANSIT AUTHORITY

Financial Metrics	Jun		Fav/ (Unfav)		YTD		Fav/ (Unfav)	
	Actual	Budget		%	Actual	Budget		%
Sales Tax (May '22 mm \$)	\$ 34.2	\$ 34.6	\$ (0.35)	-1.0%	\$ 189.1	\$ 166.8	\$ 22.36	13.4%
Fare Revenue (mm)	\$ 2.2	\$ 2.8	\$ (0.60)	-21.6%	\$ 16.2	\$ 16.8	\$ (0.58)	-3.5%
Operating Exp (mm)	\$ 32.8	\$ 30.6	(2.13)	-7.0%	\$ 167.5	\$ 177.6	\$ 10.09	5.7%
Subsidy Per Rider (SPR)	\$ 11.29	\$ 13.25	\$ 1.96	14.8%	\$ 9.98	\$ 13.25	\$ 3.27	24.7%
UTA Diesel Price (\$/gal)	\$ 4.64	\$ 2.75	\$ (1.89)	-68.7%	\$ 3.86	\$ 2.75	\$ (1.11)	-40.5%
Operating Metrics	Jun Actual	Jun-21	F/ (UF)	%	YTD Actual	YTD 2021	F/ (UF)	%
Ridership (mm)	2.71	1.85	0.9	46.3%	15.16	10.52	4.6	44.1%
Alternative Fuels	CNG Price (Diesel Gal Equiv)		\$ 1.82					

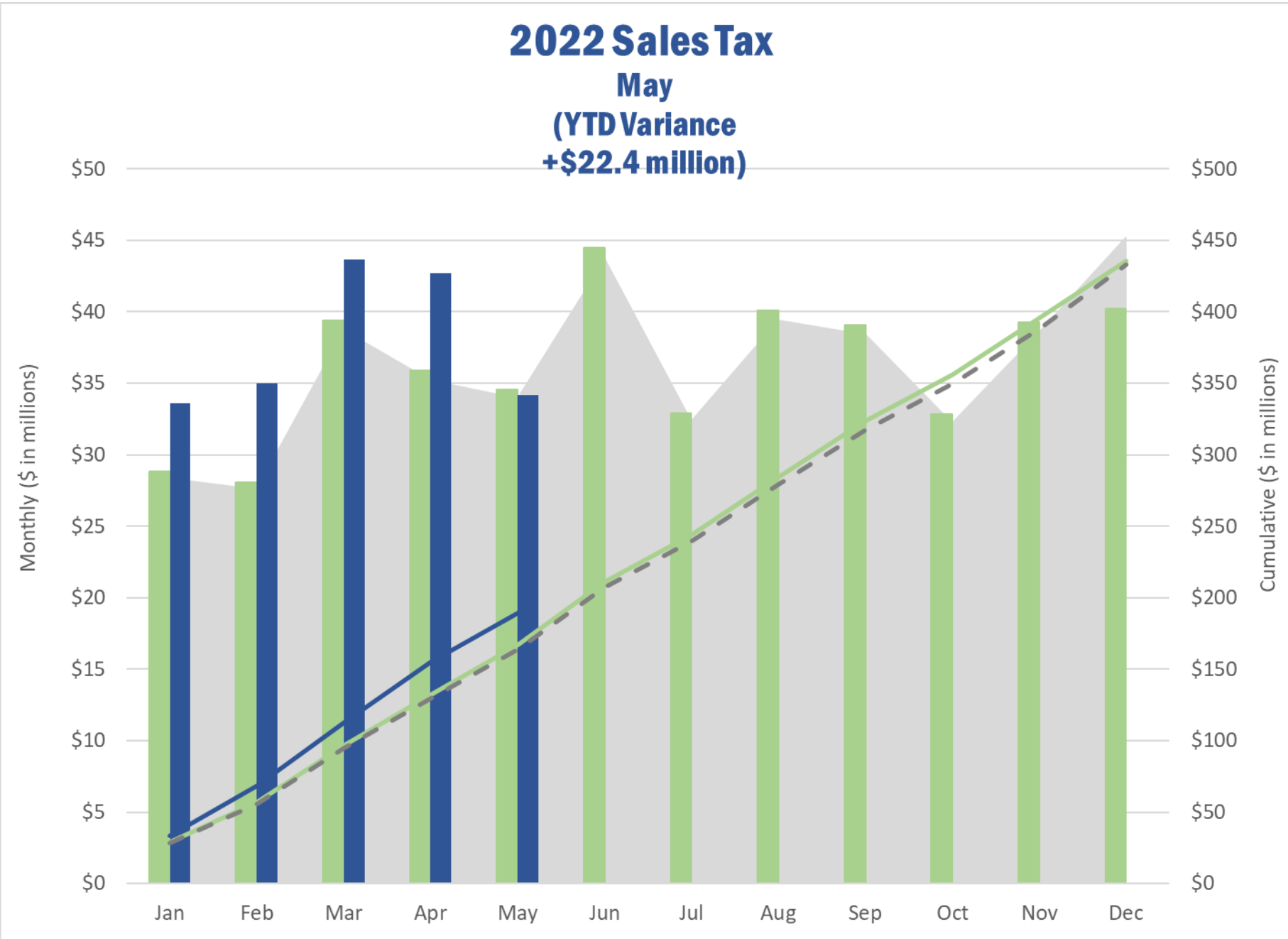


# Sales Tax

- 2021 Actual
- Mo Budget
- Mo Actuals
- Cum Budget
- Cum Actual
- Cum 2021

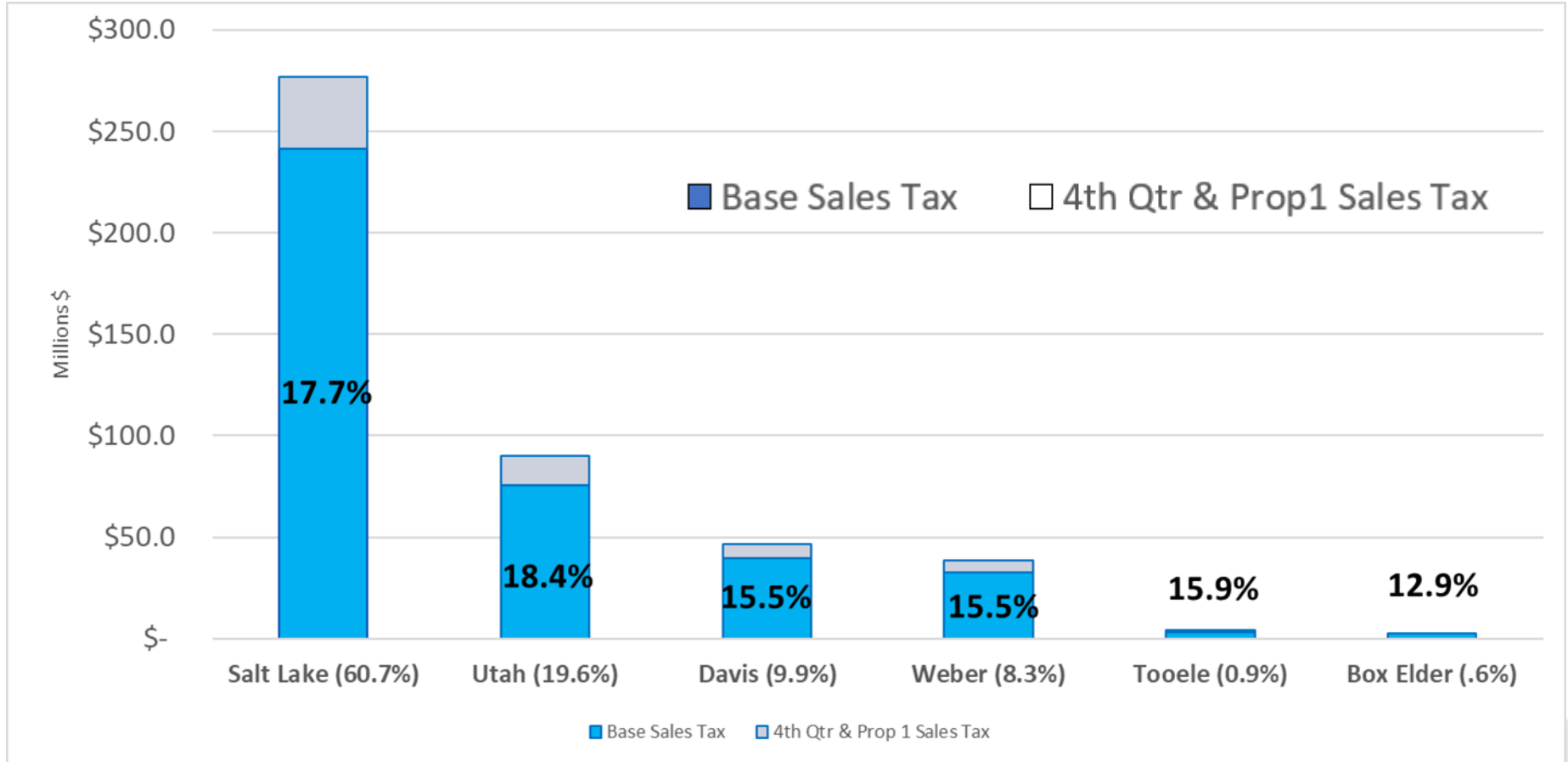
UTAH TRANSIT AUTHORITY

## 2022 Sales Tax May (YTD Variance +\$22.4 million)




# Sales Tax Collections

## (Percentage Growth for 12 months ended May 31, 2022)



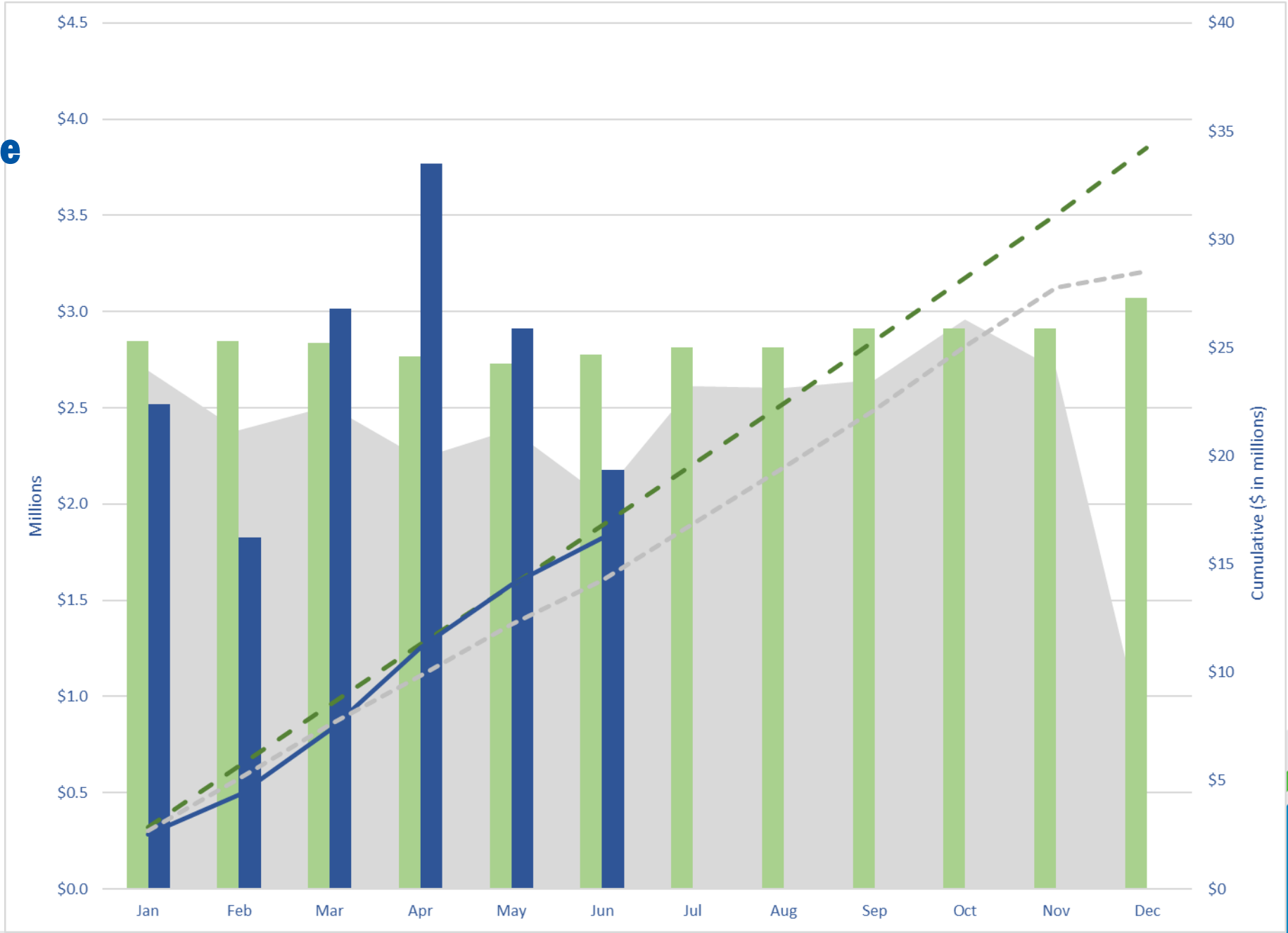
- % growth in base sales tax revenues over prior year
- (includes impact of Prop1 and 4<sup>th</sup> quarter rate changes in 2019).



# 2022 Passenger Revenues

## June YTD Variance = (\$0.6 million)

- 2021 Actual
- Mo Budget
- Mo Actuals
- Cum Budget
- Cum Actual
- Cum 2021



UTAH TR



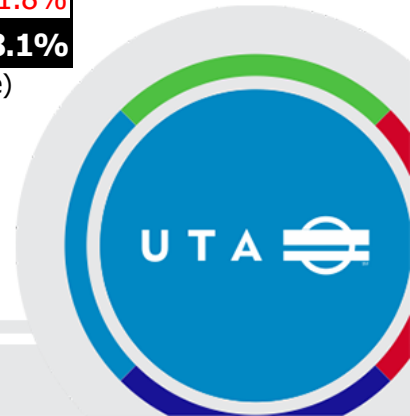
# June 2022

UTAH TRANSIT AUTHORITY

MONTHLY RESULTS					FISCAL YEAR 2022 Dollars in Millions	YEAR-TO-DATE RESULTS				
Prior Year Actual	Current Year			Variance		Prior Year Actual	Current Year			Variance
	Actual	Budget	Variance				Actual	Budget	Variance	
					<b>Revenue</b>					
\$ 42.3	\$ 51.3	\$ 44.5	\$ 6.8	15.4%	Sales Tax <i>(June accrual)</i>	\$ 192.9	234.0	\$ 211.3	\$ 22.7	10.8%
2.0	2.2	2.8	(0.6)	-21.6%	Fares	14.3	16.2	16.8	(0.6)	-3.5%
2.4	11.6	19.7	(8.1)	-41.2%	Federal	138.0	172.7	122.0	50.6	41.5%
0.8	1.6	1.8	(0.3)	-14.5%	Other	4.8	8.0	8.7	(0.7)	-7.7%
<b>\$ 47.6</b>	<b>\$ 66.6</b>	<b>\$ 68.7</b>	<b>\$ (2.1)</b>	<b>-3.1%</b>	<b>TOTAL REVENUE</b>	<b>\$ 349.9</b>	<b>\$ 430.9</b>	<b>\$ 358.8</b>	<b>\$ 72.1</b>	<b>20.1%</b>
					<b>Expense</b>					
\$ 13.5	\$ 14.0	\$ 14.3	\$ 0.3	2.3%	Salary/Wages	\$ 76.9	\$ 83.1	\$ 85.6	\$ 2.6	3.0%
6.6	8.3	7.0	(1.3)	-17.8%	Fringe Benefits	37.6	41.8	42.4	0.6	1.3%
2.0	3.6	3.6	0.0	0.9%	Services	11.2	14.5	17.1	2.6	15.1%
1.6	1.0	1.9	0.9	49.5%	Parts	9.8	8.0	11.4	3.4	29.5%
2.3	4.0	2.4	(1.7)	-70.6%	Fuel	10.7	14.3	13.6	(0.6)	-4.6%
0.5	0.5	0.5	(0.1)	-15.4%	Utilities	3.1	3.1	3.1	(0.0)	0.0%
1.1	1.7	1.8	0.1	6.5%	Other	4.9	6.2	9.9	3.7	37.5%
(0.6)	(0.3)	(0.9)	0.6	-62.5%	Capitalized Cost	(4.3)	(3.3)	(5.4)	2.0	-37.8%
<b>\$ 27.1</b>	<b>\$ 32.8</b>	<b>\$ 30.6</b>	<b>\$ (2.1)</b>	<b>-7.0%</b>	<b>TOTAL EXPENSE</b>	<b>\$ 149.8</b>	<b>\$ 167.5</b>	<b>\$ 177.6</b>	<b>\$ 10.1</b>	<b>5.7%</b>
\$ 7.6	\$ 7.6	\$ 6.8	\$ (0.8)	-11.6%	Debt Service	\$ 45.9	\$ 41.8	\$ 41.0	\$ (0.8)	-1.8%
<b>\$ 12.9</b>	<b>\$ 26.2</b>	<b>\$ 31.3</b>	<b>\$ (5.0)</b>	<b>-16.1%</b>	<b>Contrib. Capital/Reserves</b>	<b>\$ 154.3</b>	<b>\$ 221.6</b>	<b>\$ 140.2</b>	<b>\$ 81.4</b>	<b>58.1%</b>

Favorable/(Unfavorable)

Favorable/(Unfavorable)



# Questions?



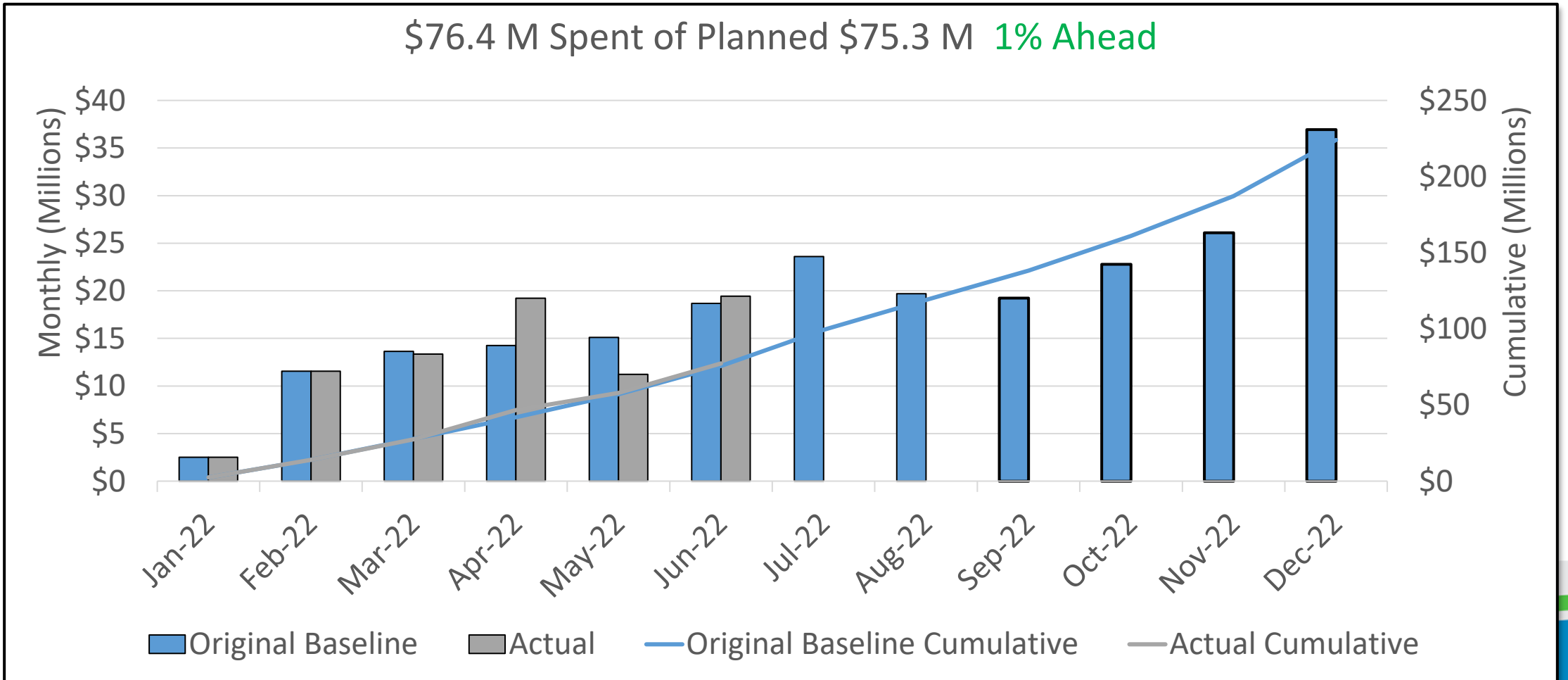
# Capital Program Update January – June 2022

August 10, 2022



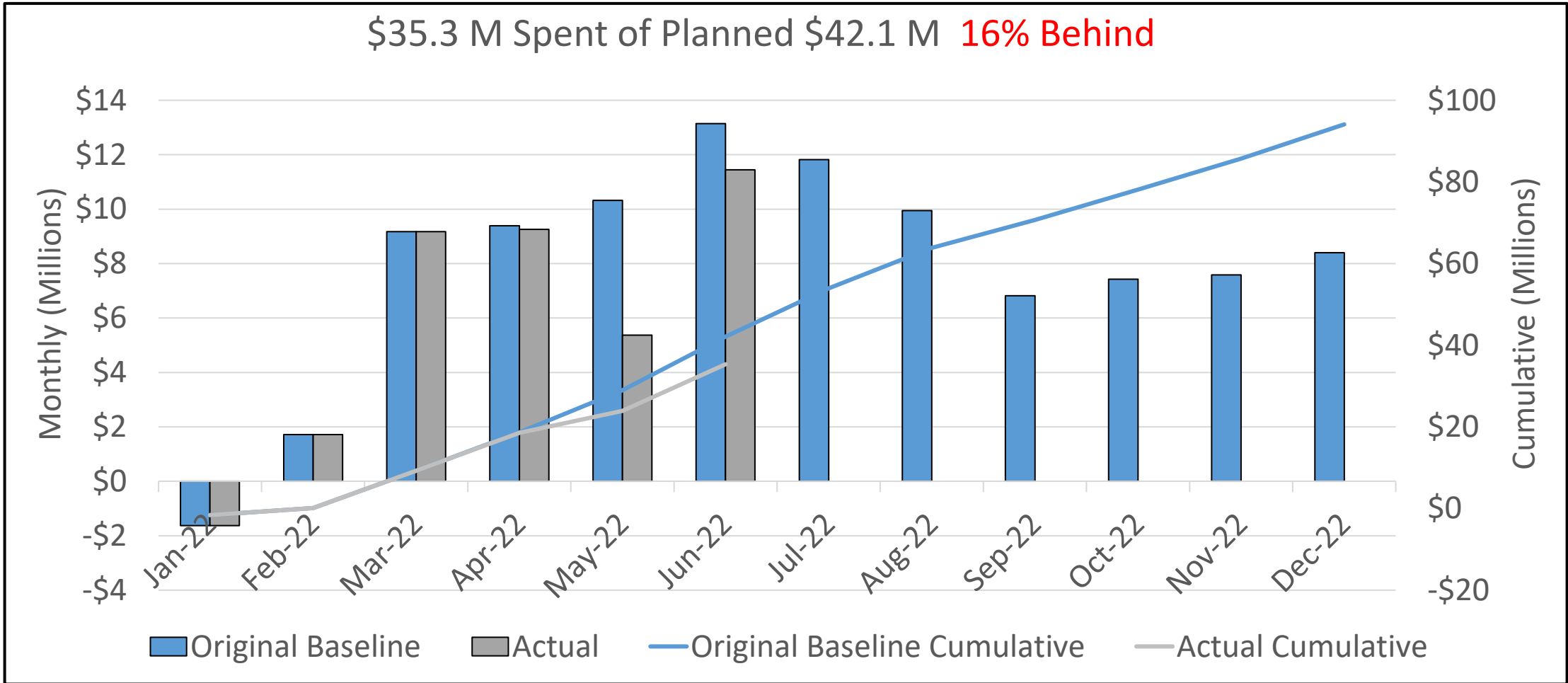
# Program Summary

\$76.4 M Spent of Planned \$75.3 M **1% Ahead**



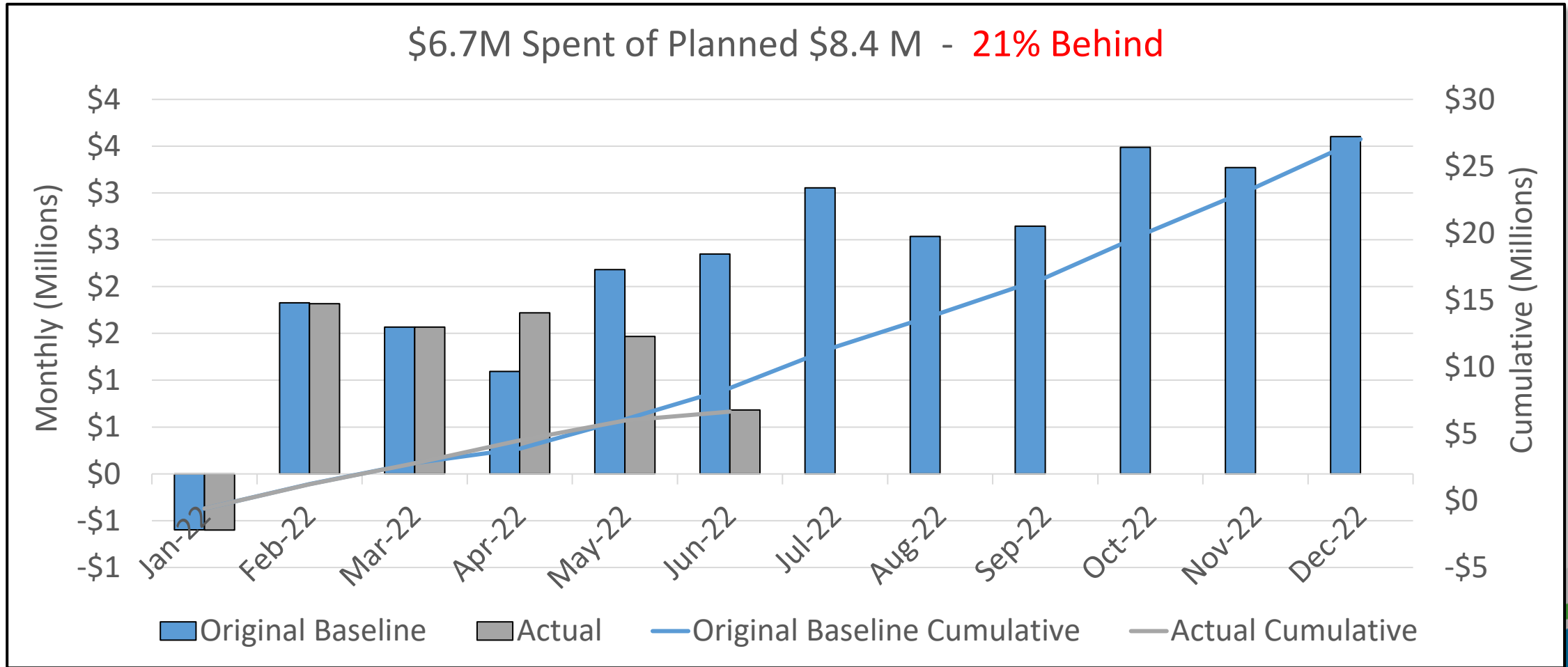
# Capital Construction

\$35.3 M Spent of Planned \$42.1 M **16% Behind**



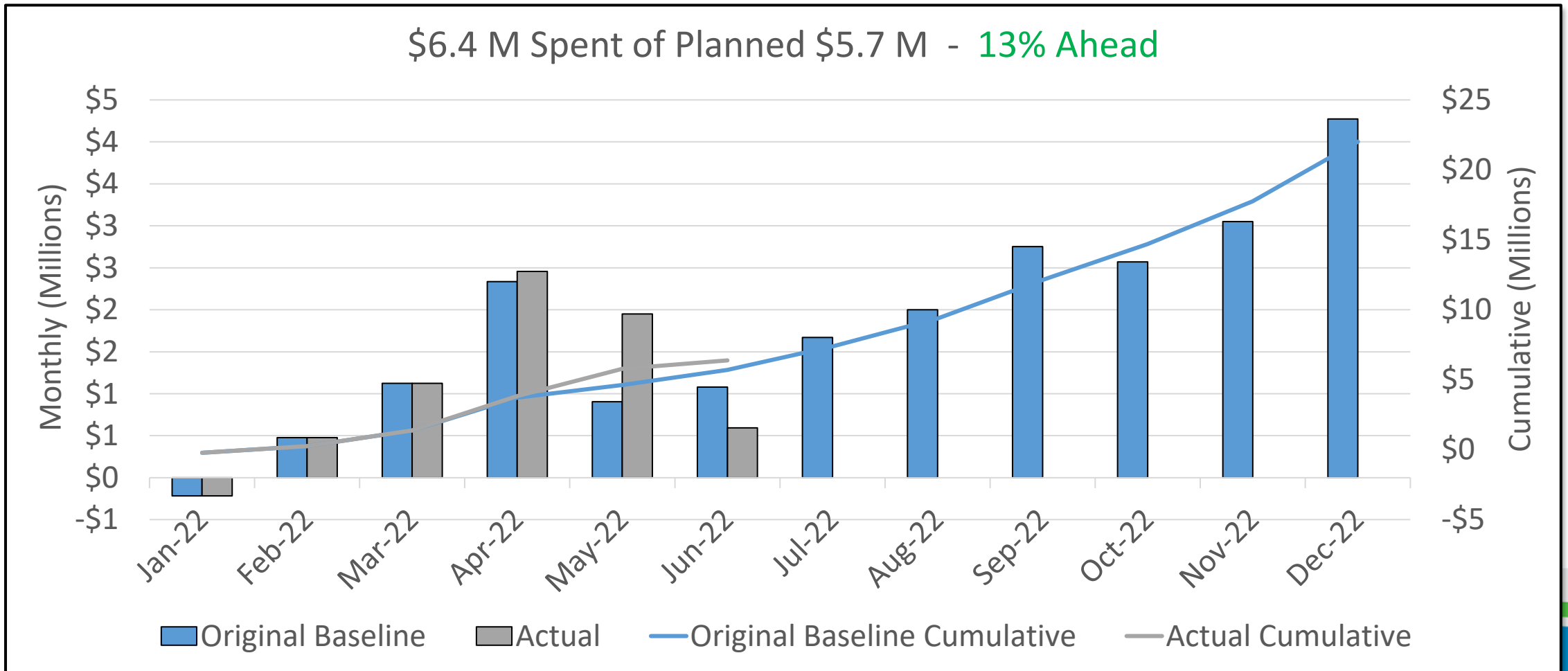
# Capital Development

\$6.7M Spent of Planned \$8.4 M - **21% Behind**



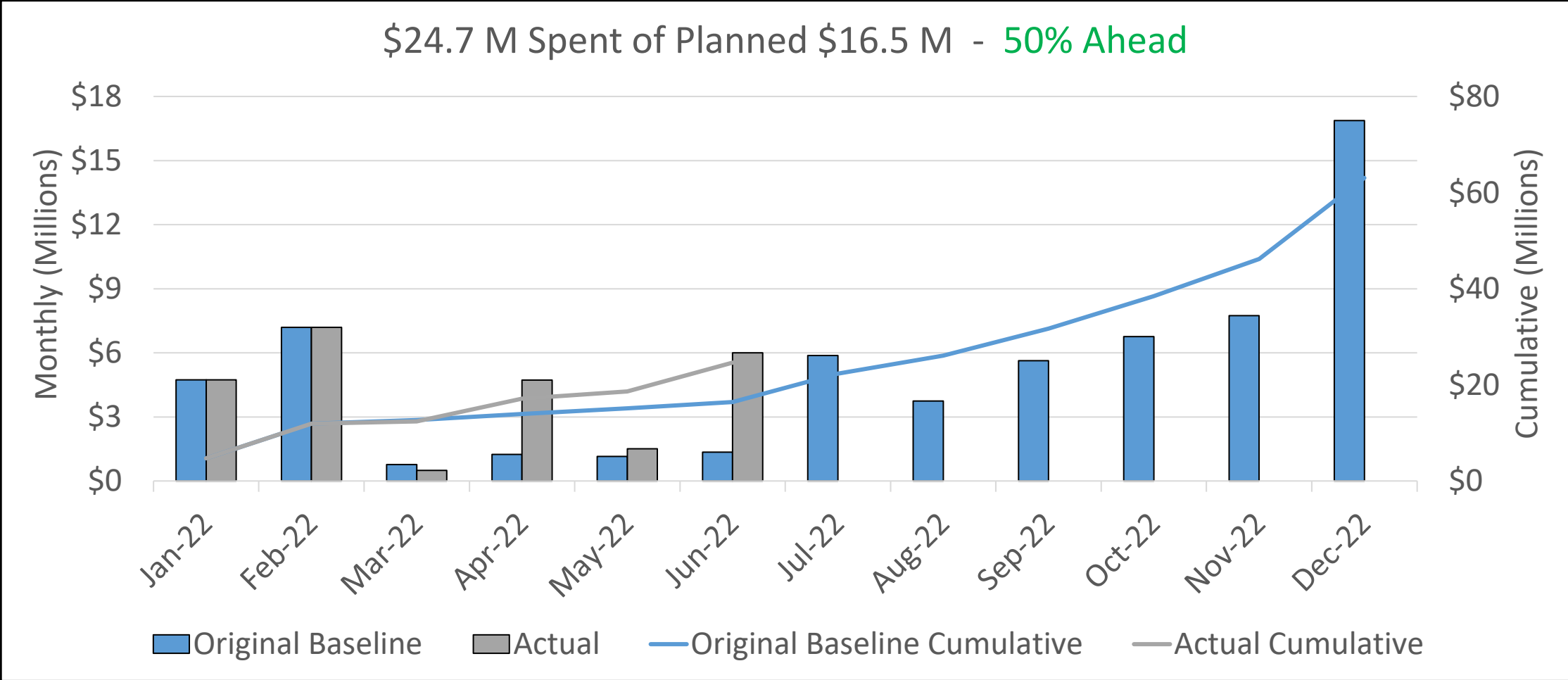
# Infrastructure SGR Projects

\$6.4 M Spent of Planned \$5.7 M - 13% Ahead



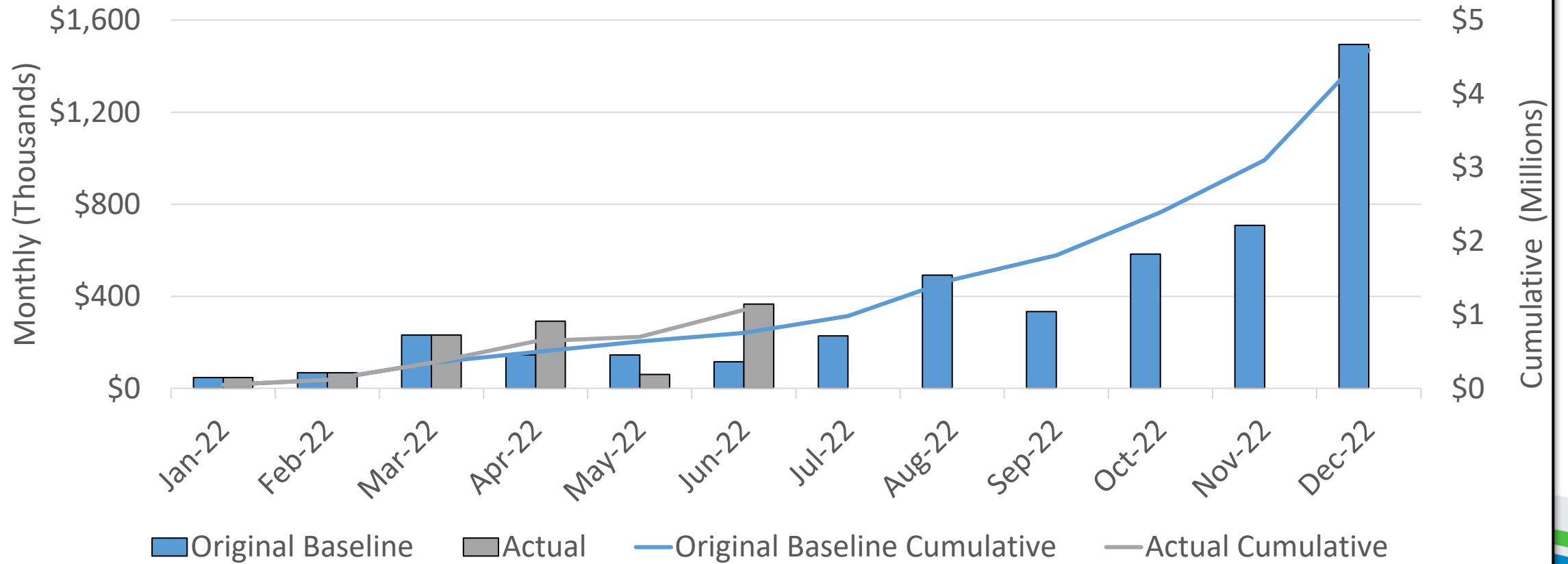
# Revenue/Service Vehicles

\$24.7 M Spent of Planned \$16.5 M - 50% Ahead



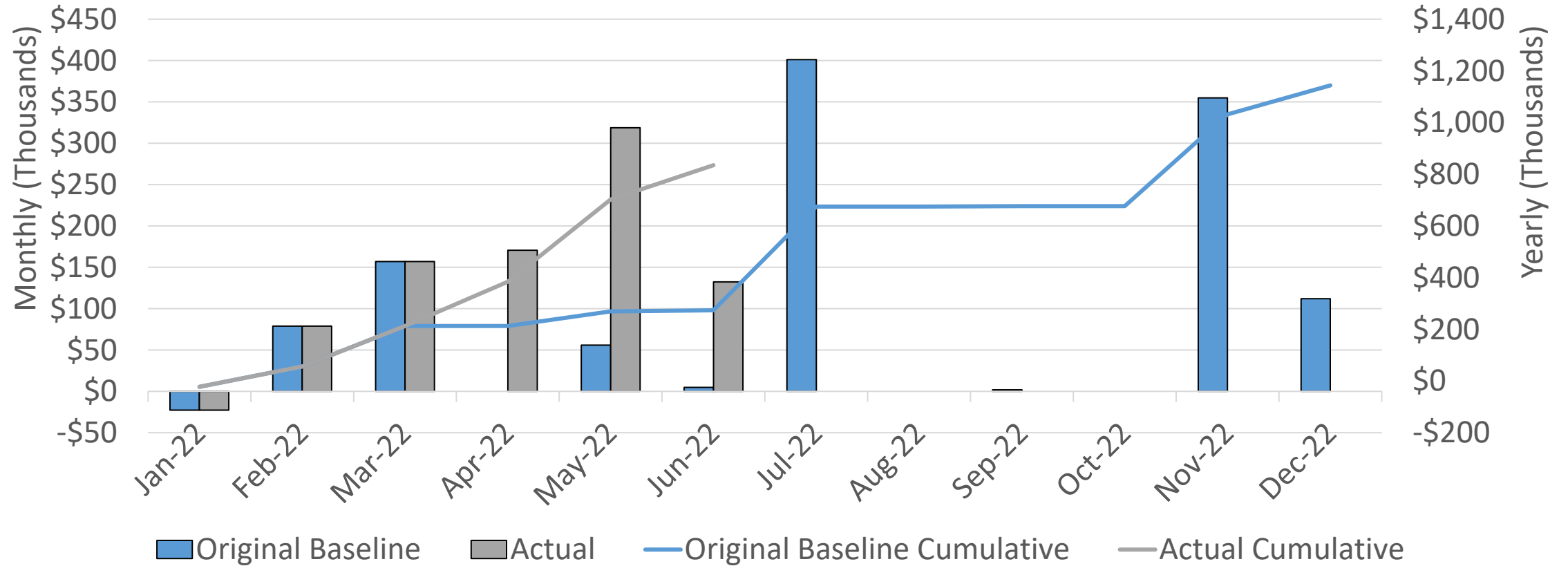
# Facilities- SGR

\$1.1M Spent of Planned \$753 K - 41% Ahead



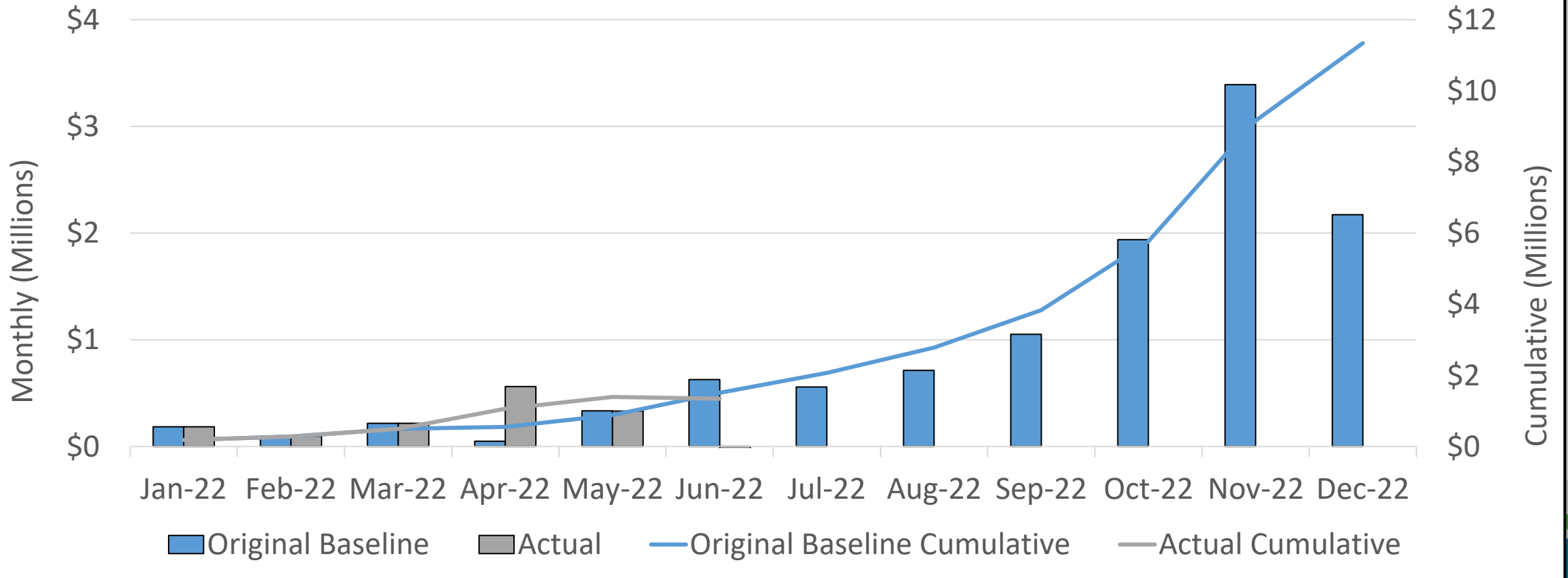
# Safety and Security

\$835,000 Spent of Planned \$274,000 - 205% Ahead




# Information Technology Projects

\$1.4 Million Spent of Planned \$1.5 Million - **11% Behind**



# MSP232- Northern Utah County Double Track

- Project nearing completion
  - PCC cabinet is in
  - Temporary Parking Lot is in
- Opening August 12th



# Questions?

