

Financial Report – March 2022



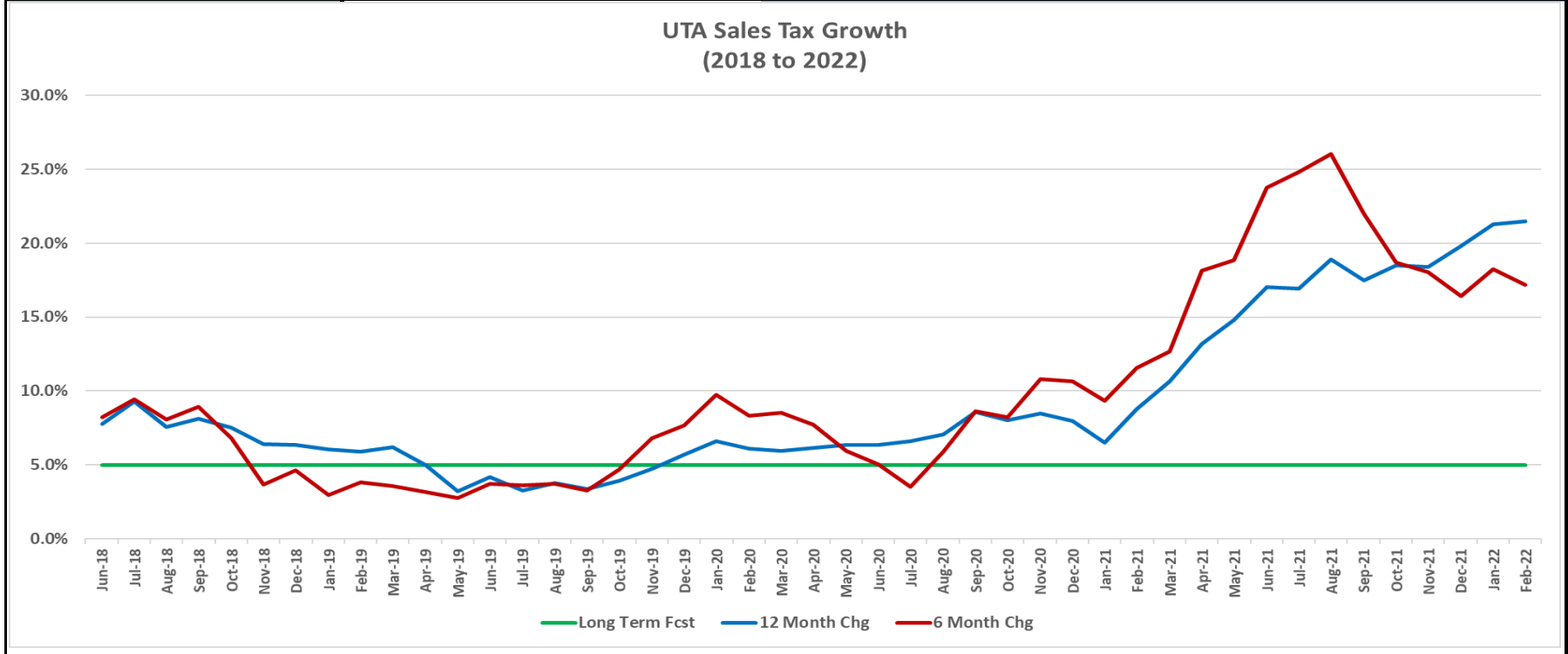
Operating



UTA Board Dashboard March 2022

UTAH TRANSIT AUTHORITY

Financial Metrics	Mar Actual	Mar Budget	Fav/ (Unfav)		YTD Actual	YTD Budget	Fav/ (Unfav)	
				%				%
Sales Tax (Feb '22 mm \$)	\$ 35.0	\$ 28.1	\$ 6.88	24.5%	\$ 68.6	\$ 57.0	\$ 11.63	20.4%
Fare Revenue (mm)	\$ 3.0	\$ 2.8	\$ 0.18	6.3%	\$ 7.4	\$ 8.5	\$ (1.17)	-13.7%
Operating Exp (mm)	\$ 31.0	\$ 29.3	(1.72)	-5.9%	\$ 80.4	\$ 88.8	\$ 8.32	9.4%
Subsidy Per Rider (SPR)	\$ 10.33	\$ 13.25	\$ 2.92	22.0%	\$ 9.79	\$ 13.25	\$ 3.46	26.1%
UTA Diesel Price (\$/gal)	\$ 3.99	\$ 2.75	\$ (1.24)	-45.2%	\$ 3.22	\$ 2.75	\$ (0.47)	-17.3%
Operating Metrics	Mar Actual	Mar-21	F/ (UF)	%	YTD Actual	YTD 2021	F/ (UF)	%
Ridership (mm)	2.71	1.89	0.8	43.4%	7.46	5.10	2.4	46.4%
Alternative Fuels	CNG Price (Diesel Gal Equiv)		\$ 1.48					



Sales Tax

- 2021 Actual
- Mo Budget
- Mo Actuals
- Cum Budget
- Cum Actual
- Cum 2021

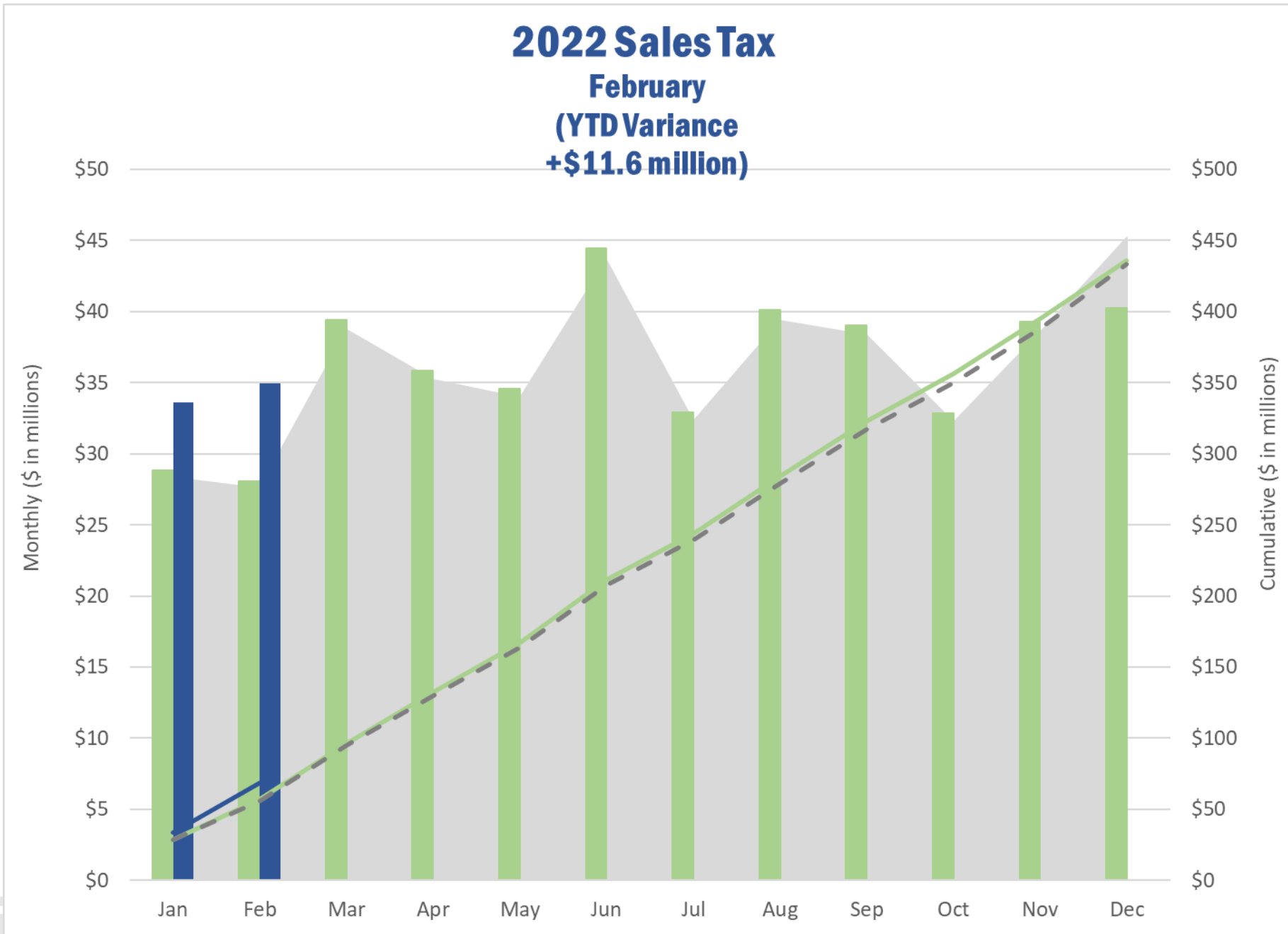
UTAH TRANSIT AUTH

2022 Sales Tax

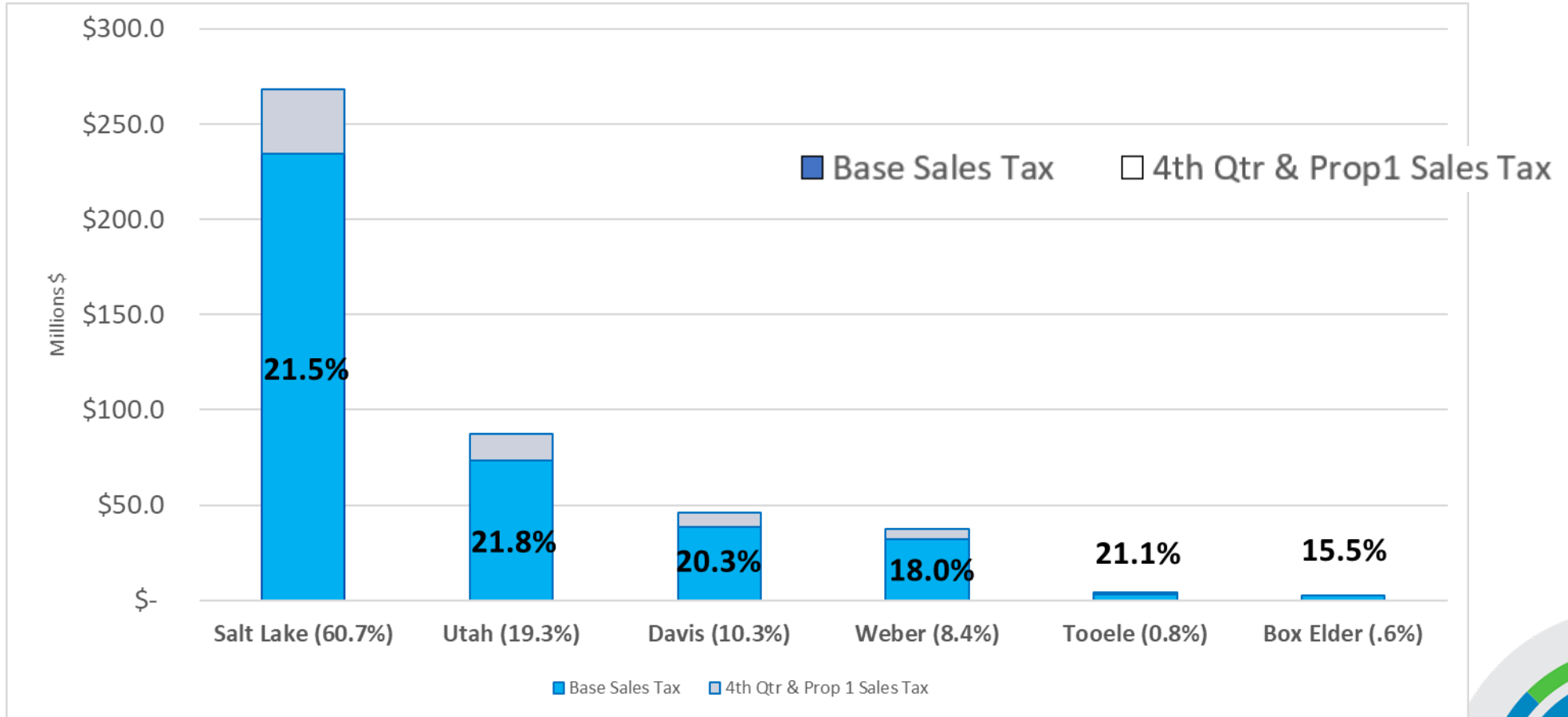
February

(YTD Variance

+\$11.6 million)



Sales Tax Collections (Percentage Growth for 12 months ended February 28, 2022)



- % growth in base sales tax revenues over prior year
- (includes impact of Prop1 and 4th quarter rate changes in 2019).

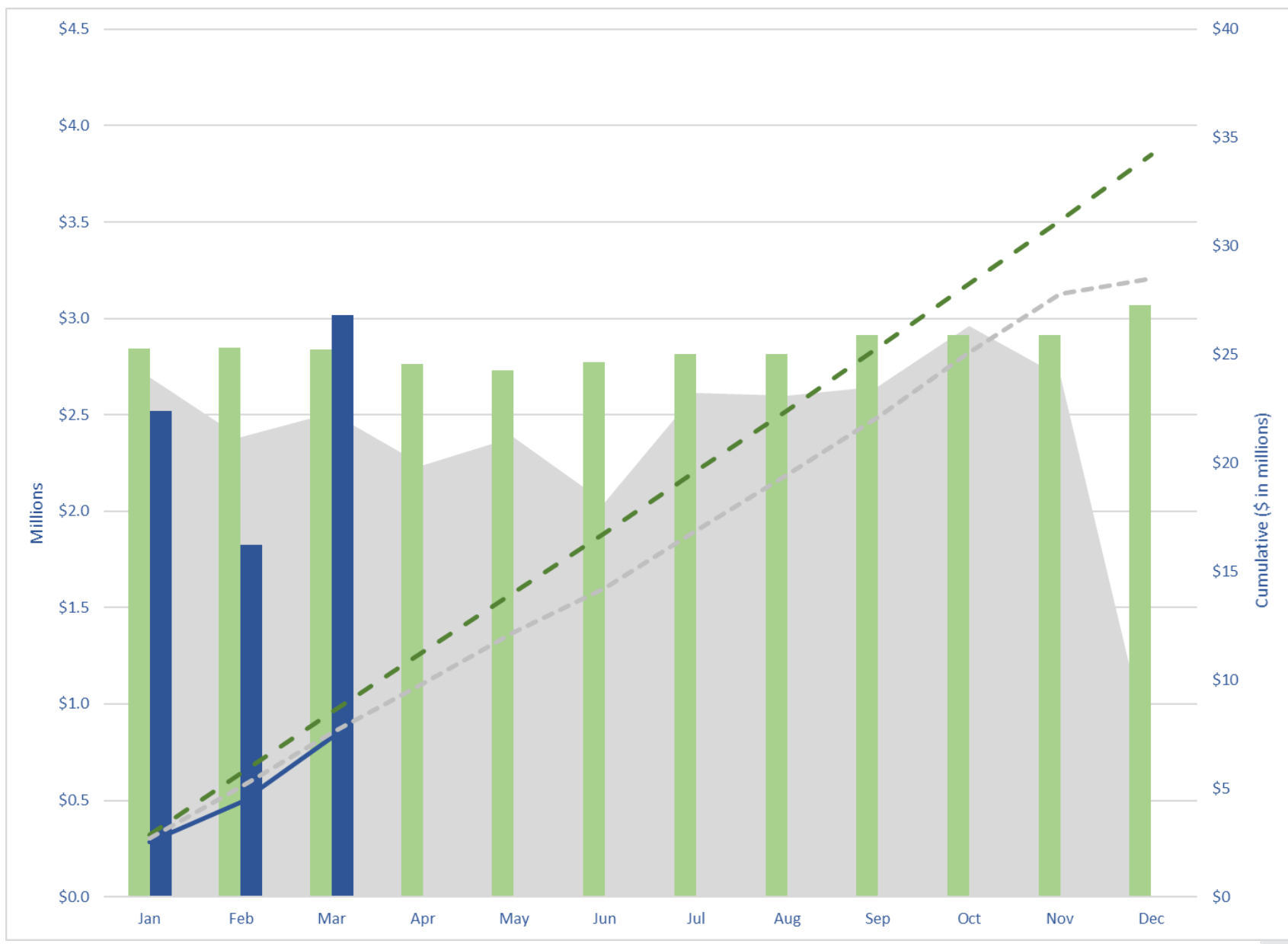


2022 Passenger Revenues

(March Variance = (\$1.17 million))

UTAH TRANSIT AUTHORITY

- 2021 Actual
- Mo Budget
- Mo Actuals
- Cum Budget
- Cum Actual
- Cum 2021



Questions?



Capital



Reporting Changes for 2022

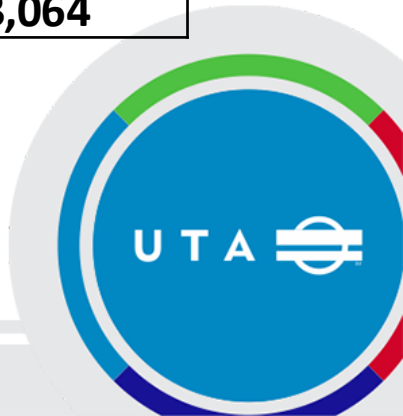
- Carryforward is now wrapped up
- PM's being asked to age projects with Carryforward totals being added
- All projects will be included in the program summaries except 5310.
- Projects added as result of Local Advisory Council (LAC) recommendations and Board approvals will be reported on after addition is complete
- Will add two new categories to reporting:
 - Facilities
 - Safety and Security



2022 Budget Breakdowns by Category

Programs/Projects	2022 Total Budget Authority
5310 Project	10,649,032
Asset Management- Facilities	8,420,441
Asset Management- Rail Infrastructure	14,131,833
Asset Management- Rail Systems	20,516,632
Asset Management- Vehicle New Purchase	42,919,634
Asset Management- Vehicle Rehabilitation	20,345,888
Information Technology	15,344,987
Major Capital Project	139,648,270
Other Capital Projects	56,028,049
Property/TOD/Real Estate	3,410,000
Safety & Security/Police	2,888,298
Grand Total	334,303,064

Early estimates on spend for the year are approximately \$185-210 Million
Spent approx. \$27.4 M through end of March



Top 5 Projects and High-Level Goals

Project	2022 Total Budget	High-Level Goals
MSP185- Ogden/Weber State University BRT	47,229,117	Complete work on both sides of Harrison Blvd so construction can begin on center canopies and MOBU expansion done by September
MSP102- Depot District	36,694,150	New maintenance and admin building, site paving, and canopies 90% complete
REV211- Bus Replacement	24,987,407	<ol style="list-style-type: none"> 1) Need to get a new contract out for regular buses (Diesel and CNG) 2) Budget this year addresses buses currently on order
MSP252- FrontRunner Double Tracking	15,000,000	In coordination with UDOT- determine Phasing Plan, complete environmental & get in the FTA CIG program
MSP205- TIGER Program of Projects	14,979,147	Complete Folsom Trail, WV Bike Lane, 300 N Ped Bridge, and various amenities to UTA train stations



Questions?

