

Agency Report: Grants Update



2021 Grants Update

Grant	Amount
American Rescue Plan Act of 2021 (ARPA)	\$167.7M
Small Starts and ARPA for the Ogden/WSU BRT	\$84.6M
Coronavirus Response and Relief Supplemental Appropriations Act of 2021 (CRRSAA)	\$33.5M
FTA Bus & Bus Facilities 5339(b) Grant for the Depot District	\$11M
Surface Transportation Block Grant (STBG) for the Depot District	\$3M
CMAQ/STP/TAP Grants for the U of U Union Bus Loop & S-Line Double Track	\$2.3M
FTA Bus & Bus Facilities 5339 Rural Funds for the Tooele Bus Facility	\$1.4M



2021 Grants Update (continued)

Grant	Amount
Low or No Emission for Tooele MicroTransit	\$1.38M
TOD Planning for Point of the Mtn & South Valley	\$525K
COVID-19 Research Demonstration Grant for E-voucher Phase 2	\$508K
RMP Special Projects for the Ogden/WSU Charging Infrastructure	\$500K
Transportation Innovation Research Program for Rail Defect Detection	\$338K
FTA Safety Research Demonstration Grant for Suicide Prevention	\$224K
SLCo Funding - BowMac Incident Training	\$50K
UDOT Railroad Safety for S-Line Safety Signage	\$24K
Utah DEM/SHSP for Anti-terrorism/Mobile Cameras	\$23K
Total Awards to date	\$307.1M



Agency Report: Community Engagement Update



COVID-19 Vaccination Clinics



Ogden

- Monday through Friday, 3pm-7pm, Ogden Transit Center (extended through 11/5)
- Total numbers, by dose: Total 142
- Found that this model provides a convenient location for people passing by, who may not have been able to make an appointment or receive their vaccine yet.



Next Steps

- Additional locations
 - Potential locations in Salt Lake & Provo
- Working with partners to identify dates, capacity, etc.
 - With winter coming, indoor/shelter is needed for clinic staff to provide vaccinations
 - Capacity is limited due to increases in eligibility, staffing
- Community benefit



UTA Community Advisory Committee



CAC Background, Structure, Membership

- CAC Background
 - Formed in 2017
- The UTA Community Advisory Committee aligned with new Community Engagement Department
- 2020 - Charter update to align with CAT, update expectations and role of committee
- Officers
- Membership & Recruitment



Focus Areas & Direction

- Implement subcommittee structure based on focus areas
- Recruitment
- Provide ongoing opportunities for CAC to engage and connect throughout the year

Policy

- Focus on UTA policy and structure factors and solutions that could improve community voice

Engagement

- Focus on community engagement efforts that support transit use and connection

Design

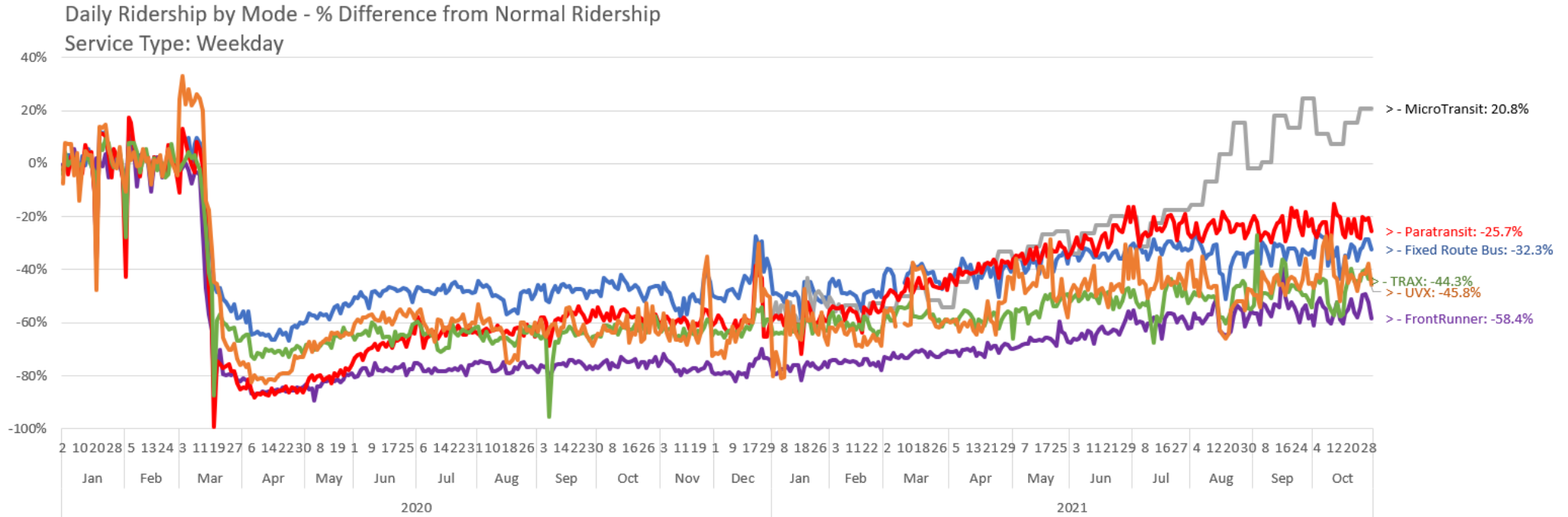
- Focus on physical environment and design opportunities that enhance community experience



**Agency Report:
Ridership Report
January – October 2021**




Ridership Report



* All ridership is taken from unadjusted, preliminary data and is subject to change.

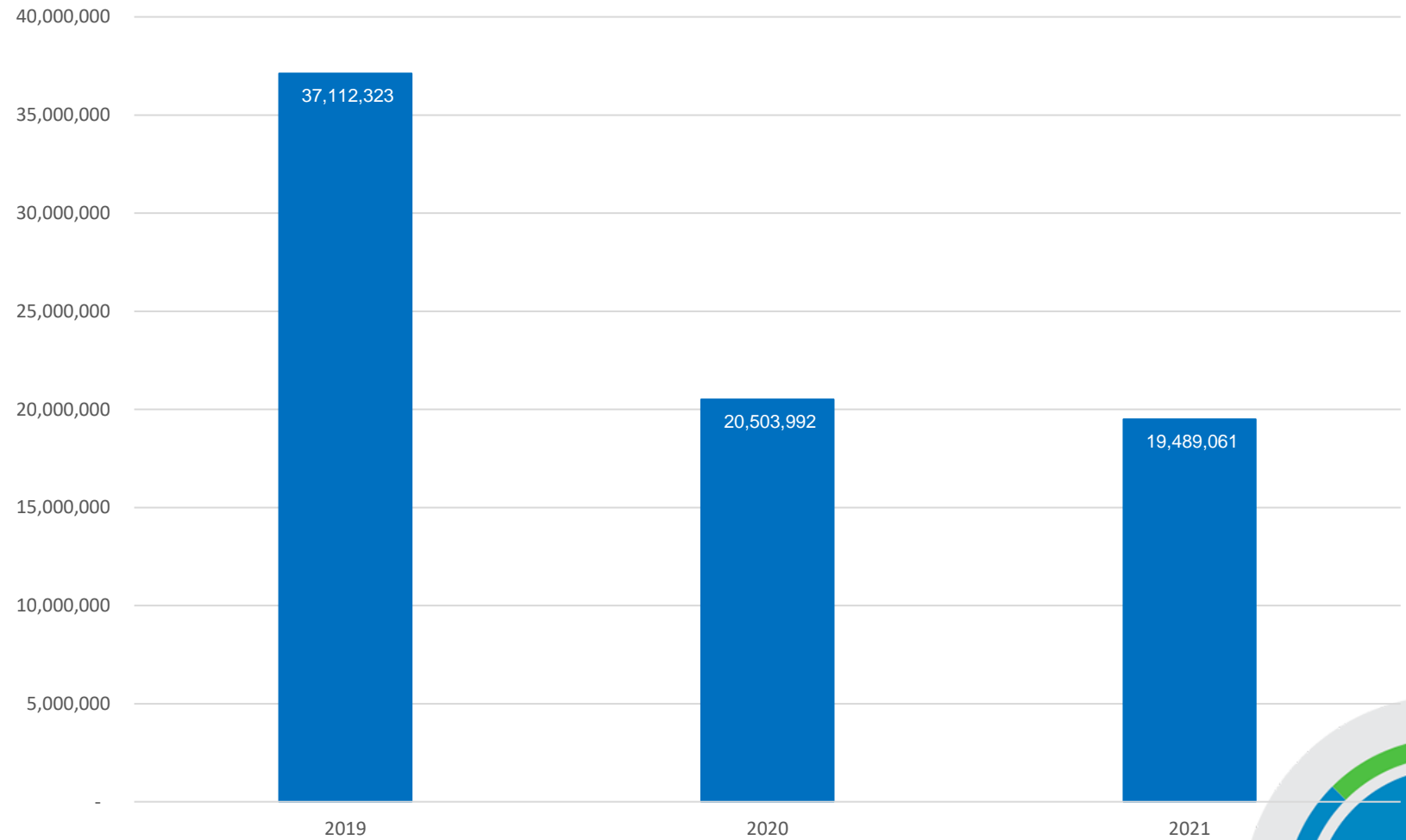
** Dates with holidays in the current or previous years have been removed.

- MicroTransit replaced several Flex Routes starting August Change Day



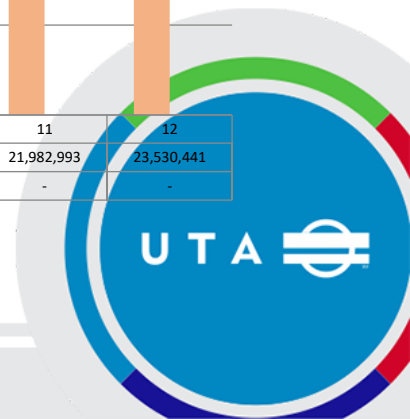
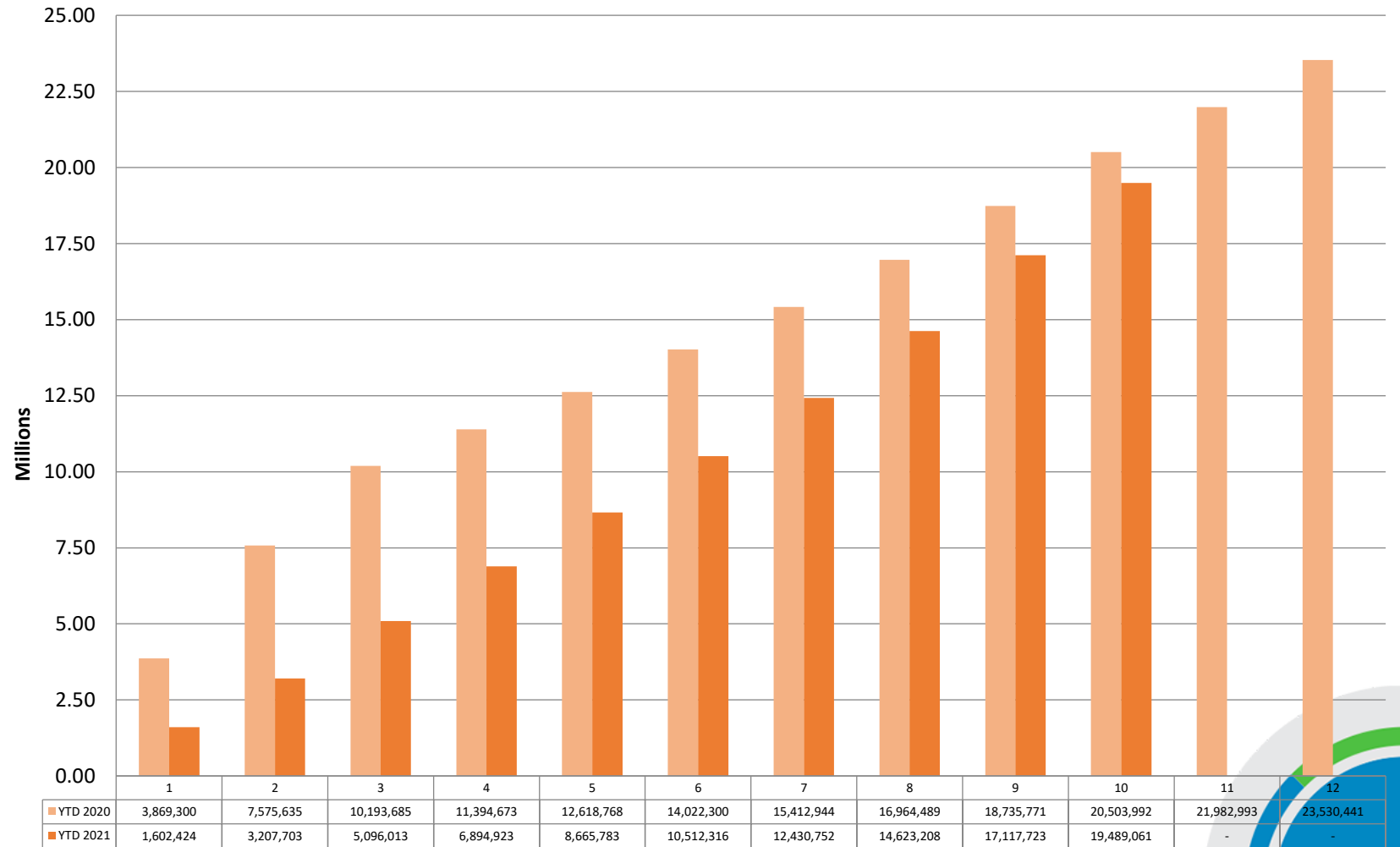
Ridership Report

Year to Year Ridership January - October




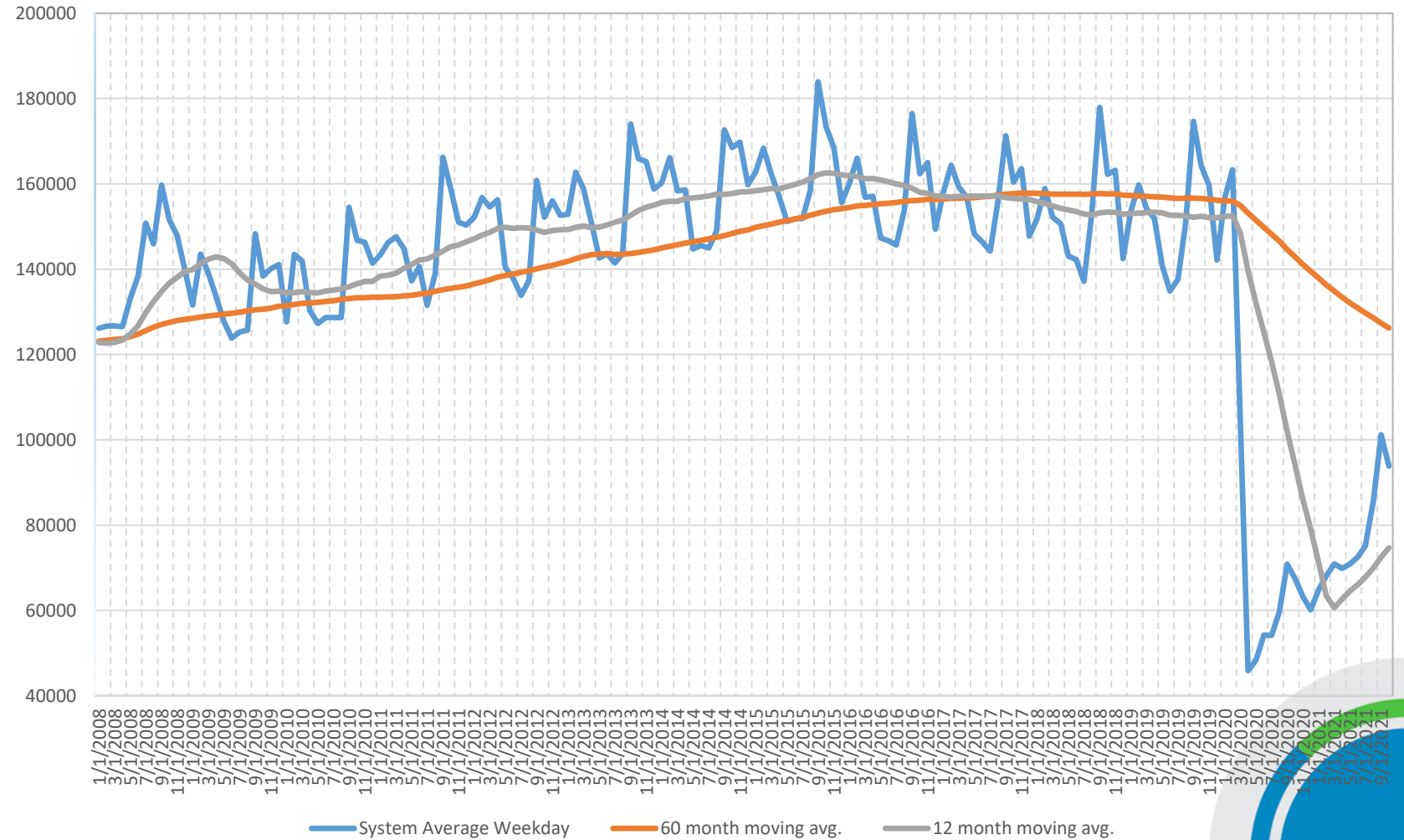
Ridership Report

Systemwide 2021 YTD Ridership compared to previous year



Ridership Report

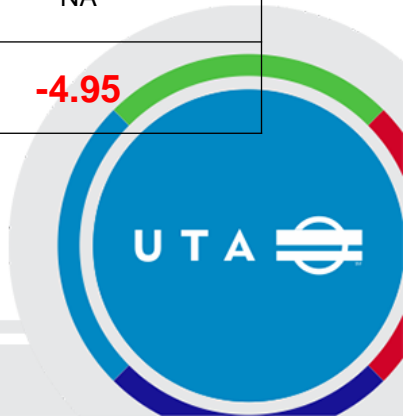
Average Weekday Ridership from February 2008 to present



Ridership Report

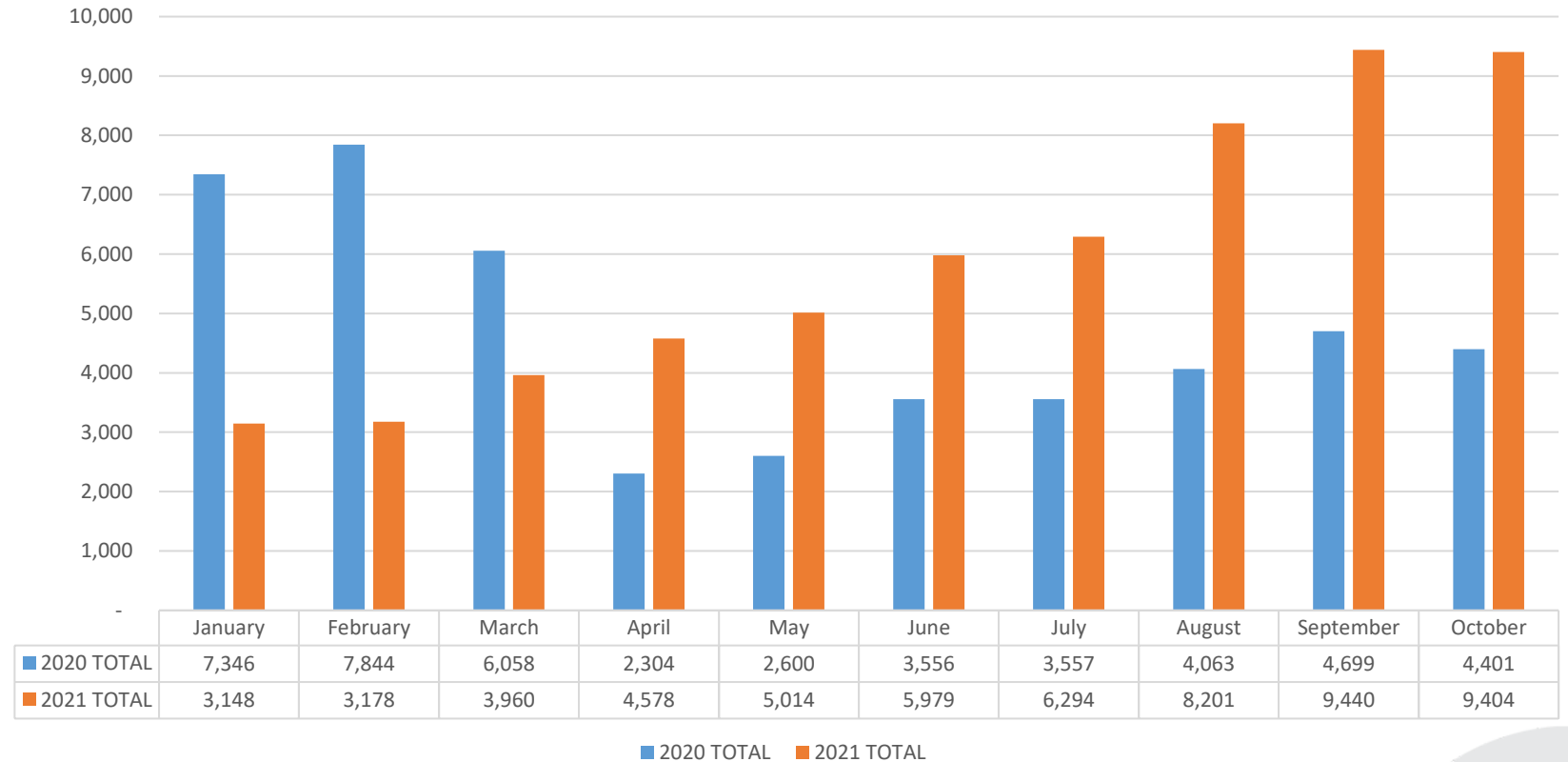
Mode	Jan - Oct 2020	Jan - Oct 2021	% Change
Bus System	10,513,485	10,127,682	-3.67
Paratransit	160,097	206,678	29.10
Route Deviations	195,639	242,449	23.93
Mobility Management	1,722	1,993	15.74
Light Rail	6,964,285	6,514,678	-6.46
Streetcar (S-Line)	235,073	221,138	-5.93
Commuter Rail	1,812,304	1,656,658	-8.59
Vanpool	621,387	490,741	-21.02
UTA On Demand (VIA)	NA	27,045	NA
UTA System	20,503,992	19,489,061	-4.95

* MicroTransit became an official transit mode in Aug 2021.



Ridership Report

UTA on Demand(Via) Microtransit Monthly Comparison




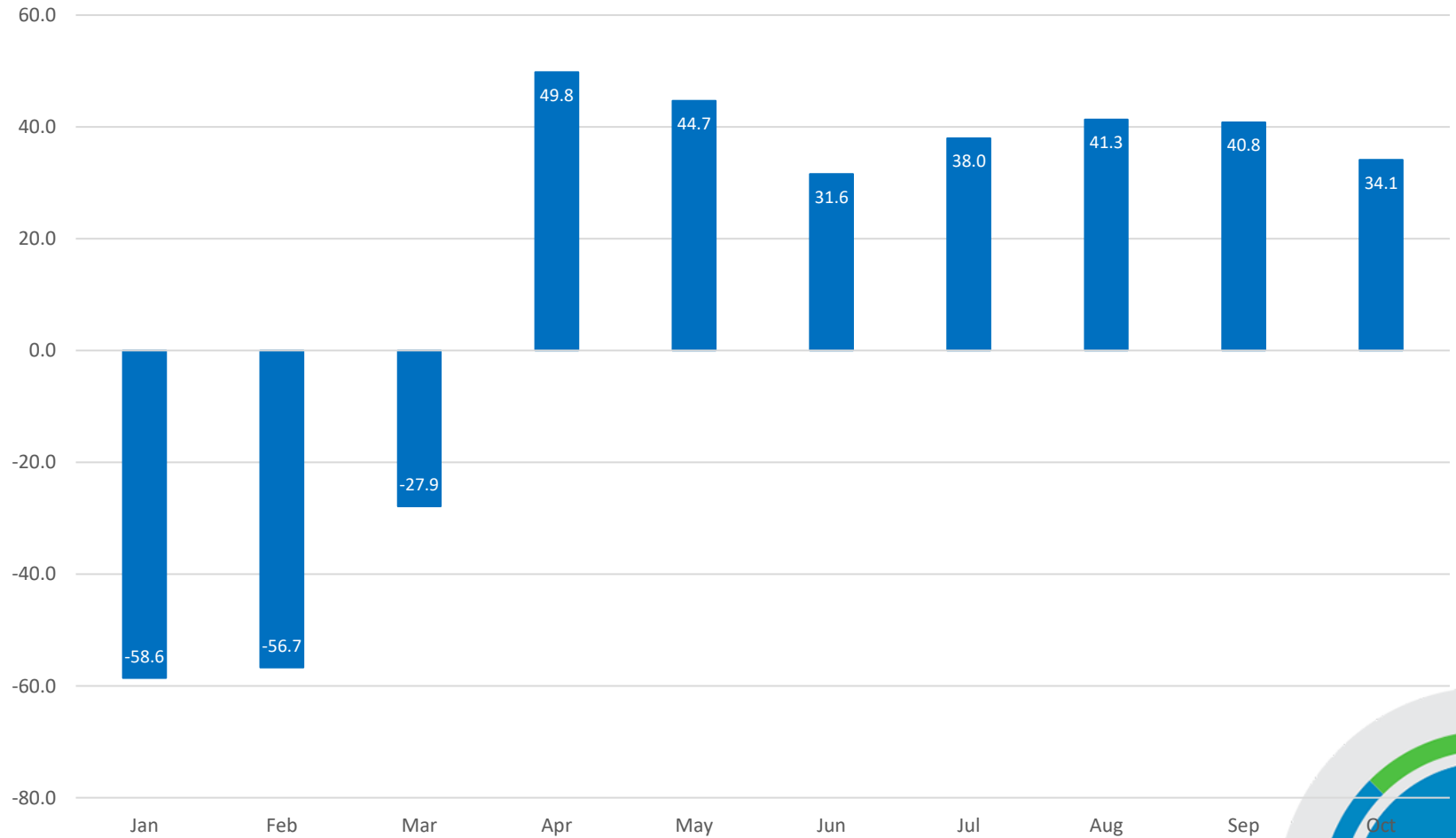
Mode	Jan - Oct 2020	Jan - Oct 2021	% Change
Microtransit	46428	59196	28%

- MicroTransit replaced several Flex Routes starting August Change Day



Ridership Report

Monthly % Difference from Previous Year



Questions?

